

MARCH 7, 2023

**HANDEL_ZADOK the PRIEST &
KARL JENKINS THE ARMED MAN**

(=♩ =♪ =♫ =♪ rest =♩ rest =♪, ♩ rest

= half note, ♩ rest =♪, ♩ rest “-__” = ♩, ♩ rest “-__” = 16th note, 16th rest

ZADOK the PRIEST

Sandor’s notes thru 2/23/2023

In general: NO PERFUME or AFTERSHAVE LOTION!

Dress for men: Black tuxedo or suit; white shirt; black bowtie

Dress for women: Long sleeved black dress or skirt with long sleeved black blouse

No sparkly jewelry

Focus the sound. Don’t widen your mouth to make vowels, especially “ee”.

SIT for ALL SOLO MOVEMENTS → WATCH SANDOR FOR SIGNAL TO SIT & STAND!

DO NOT CLEAR THROAT BETWEEN MOVEMENTS → SILENCE!

ZADOK THE PRIEST by HANDEL

Page Measure # Voice Notes

2. Chorus

Dance; slightly detached; articulated but not staccato




2	2	ALL	“Zadok” pronounced “ZAY-dok”
5	12	ALL	Off on beat 2
7	29	ALL	Adagio begins HERE. Start slowing! Watch Sandor!




3. Chorus

Women think trumpets! Men think trombones!

Strong 1st and 3rd beats.

Say AW-men (NOT ah-men)!

9	8→10	B	Accent 1 st & 3 rd beats; crescendo!
9	11 & 12	ALL	“-men” = 16 th note, 16 th rest
10	10→End	ALL	Think TRUMPETS!
11	19 & 20	AT	Long lines.
12	22	ALL	“-men” =  ,  rest
12	23-24	S	Accent 1 st & 3 rd beats; crescendo!
13	25	S	“-men” = 16 th note, 16 th rest
14	28→29	ALL	Be careful of spacing between  because of piano part.
14→15	30→31	AT	Accent 1 st & 3 rd beats; crescendo!

15	32	ALL	“-men” = 16 th note, 16 th rest
16	35→37	ALL	Detach  ‘s
16	38	A1 & A2	Detach “a-men”  ‘s
19	57	ALL	Adagio begins HERE. Start slowing! Watch Sandor!
19	58	ALL	Watch the  rest

THE ARMED MAN by KARL JENKENS



Page Measure # Voice Notes


1. The Armed Man

2→14	16→95	ALL	March! Anger; Proudness; Dance; Detached; Trumpets
3	25	ALL	Off on 1 st beat!
8→14	55→95	ALL	Continue to be detached TO END OF MOVEMENT
8 & 12	55 & 83	ALL	Do repeats at “E” & “G”!

3. Kyrie

DARK! 4 measure phrases. Do not open vowels by thinking “oo”. Minimize consonants
Watch Sandor for cut-offs!

18	42→43	SA	No break between “ky-ri-e”’s
18	49→56	ALL	SOPRANO SOLO
18	57→58	ALL	No break between “ky-ri-e”’s
19	60	ALL	“-son” =  ,  rest

19 6 ALL “-son” =  rest at end of measure

19→26 76→153. ALL Prayerful

20→23 76→103 T2 B1 Bass I sing with Tenor II.

22 94 SA “-son” = ,  rest

26 136→137 SAT No break between “-e” and ‘ky- “

4. Save Me From Bloody Men

NOT PRETTY! PLEA FOR MERCY! LOTS OF NASAL RESONANCE. ENERGY!



28 2 TB “God” = Watch for cutoff!

5. Sanctus

DO **ALL** REPEATS IN CONCERT!

30→31 5→12 Emphasize 1st syllable of EACH word!

ALL FINAL “S’s” AND “T’s on last syllable (e.g. “Sanc-tuS; “De-uS”;

“Sa-ba-OT(h)” = ,  rest

(De-us is pronounced Deh-oos - NOT “Day-yoos”;

Sa-ba-oth is pronounced Sa-ba-OAT”)

32→36 15→39 Dark; DETACH; Very INTENSE; Roll “rr’s” (e.g. “terr-a)


36 39 ALL Off on “3” (Cross off )

36→37 40, 44 ALL CRY OUT! Watch accent marks on “HO-san-NA”


Pronounced “ex-CHel-sis”

CRESCENDO long notes!



6. Hymn Before Action

44	5→8	ALL	4 measure phrases; Sing in 1 breath; Short break after measure 8
45	13→16; 17→20		4 measure phrases; Sing in 1 breath; DO NOT SHORTEN measure 12
45	16	ALL	Short break after measure 16
46→47	29→36	ALL	SNEAK A BREATH; 1 PHRASE
48	46	ALL	Tied  = rest

7. Charge!

51→67	33→144	ALL	March like military character 2 main beats per measure on 1 st and 4 th notes Emphasize DOWNBEAT's Hold half notes as long as possible and put "s" on  rests
-------	--------	-----	--

10. Agnus Dei




78→83	1→52	ALL	Beautiful; "De-I" is pronounced "DEH-ee" NOT "DAY-ee" Think "OO" when you sing "Deh-I" to "Ag-nus"
80	21	AB	"-I" =  note,  rest
82	39	A	"-di" = 16 th note, 16 th rest

12. Benedictus

Connect as much as possible; I do NOT want to hear switch from middle to high register;

Diminuendo at end of phrases.


Emphasize "VE-" in the word "VE-nit"

87	42	T	“s” on  note. (Cross off  note.)
87	42→43	A	“qui VE-nit” (Emphasize “VE-“)
87	40, 45	SA	Diminuendo end of phrase.
88→89	47→59	ALL	Connect phrase. Think cellos.
88	50	TB	“s” and break on  note before “qui”.
89→90	55→63	S	Sopranos sing VOWELS only (NO CONSONANTS); sweet, not screech!
89	56, etc.	ALL	Pronounced “ex-CHel-sis”
89	56	ALL	“s” on rest. (2 nd beat)
89	58	ALL	“s” on rest. (4 th beat)
90	62 & 65	ALL	Off on beat 4.
90	72 & 73	A	Quick break between “-ne & Do-“

13. Better Is Peace


92→96 16→41 SOLOS

102→end 143→end ALL 2 measure phrases.

 rest at the end of every 2 measures.



Connect as much as you can.

Heavenly.

97 47 ALL “s”-sound of “peace” on tied  note

98 52 ALL LOOK AT SANDOR FOR CUTOFF!

100→118 ALL Roll “r” on all “ring”s

100-→103	ALL	<u>Pull back</u> after each “Ring”
104 79	ALL	Say “pAHs” instead of “pEEse” (peace) – especially sopranos
105 84→85	ALL	Think 2  notes, NOT 3
107 92	ALL	Say “pAHs” instead of “pEEse” (peace) – especially sopranos
120→end	ALL	Thanksgiving chorale for peace. Heavenly. 2 measure phrases;  rest at the end of every 2 measures Connect as much as you can.
120 146, 149	ALL	“Neither pronounce “NAH-ther”
120 145 to end	ALL	Sing out when your part moves, e.g. Altos pages measure 142 to end.
121 151 to end	ALL	Roll “r” on “Praise”