

(=♩ =♪ =♫ =♪ rest =♩ rest =♪, ♩ rest

= half note, ♩ rest = ♩, ♩ rest “-ta” = ♩, ♩ rest “-is” = 16th note, 16th rest)

MOZART REQUIEM

In general: NO PERFUME or AFTERSHAVE LOTION!

Dress for men: Black tuxedo or suit; white shirt; black bowtie

Dress for women: Long sleeve black blouse & long black

No sparkly jewelry

Focus the sound. Don't widen your mouth to make vowels, especially “ee”.

SIT for ALL SOLO MOVEMENTS → WATCH SANDOR FOR SIGNAL TO SIT & STAND!

<u>Page</u>	<u>Measure #</u>	<u>Voice</u>	<u>Notes</u>
I. INTROITUS			
3	8→9	ALL	Roll “R” in Requiem
4	15	ALL	“-a” = ♩, ♩ rest
4	16	ALL	“-a” = ♩, ♩ rest
6	16	ALL	“-et” = ♩, ♩ rest
6→13	33→52	ALL	DARK COLOR
6	36	A	“-ne” = ♩, ♩ rest
6	38	B	“-is” = 16 th note, 16 th rest
7	40	T	“-is” = 16 th note, 16 th rest

II. KYRIE














DARK COLOR







8→13	4→48	ALL	“Ky-ri-e e-le-i-son” = detached; Emphasize “Ky-“
8→13	2→47	ALL	All “Chri-ste-e” = Staccato
8→13	2→48	ALL	Accent <u>1st</u> 16 th note in each group of 8 16 th notes.
8	8	B	Short break between “-son” & “e-“
9	14	B	Short break between “-son” & “e-“

III. Sequenz

1. Dies Irae

Tympani-like; intense

14	4	ALL	“-la” =  ,  rest
14	5	ALL	“-clum” =  ,  rest
14	6	ALL	“-la” =  ,  rest
15	8	ALL	“-la” =  ,  rest
15	15	ALL	Short break at end of measure
16	19	ALL	“s” of “-rus” on  rest (2 nd beat)
18	40	All	“-rus” =  ,  rest
18	44	All	“-la” =  ,  rest

19	48	All	“-la =  rest
19	52	All	“-rus” =  rest
20	54	All	“-rus” =  rest
20	56	All	“-rus” =  rest
20	58	All	“-cte =  rest
20	62	All	“-cte =  rest
21	68	ALL	WATCH SANDOR TO SIT at end of movement.

2. Tuba Mirum - Solo quartet











3. Rex Tremende - WATCH SANDOR TO STAND.

24	3→5	ALL	Accent “Rex”; “x” on 3 rd beat
24	7	ALL	“-tis” = 16 th note, 16 th rest
25	9	TB	Emphasize “gra-; “-tis” = 16 th note, 16 th rest
25	10	T	Emphasize “van-; “-dos” = 16 th note, 16 th rest
25	11, 12	S	Emphasize “sta-; “-tis” = 16 th note, 16 th rest
25	12	ALL	Emphasize “sta-; “-tis” = 16 th note, 16 th rest
25	11	T	“-tis” = 16 th note, 16 th rest
25	13	SA	Emphasize “van-; “-dos” = 16 th note, 16 th rest
25	14	SA	Emphasize “gra-; “-tis” = 16 th note, 16 th rest
26	16	ALL	Emphasize “sta-; “-tis” = 16 th note, 16 th rest


26	16	ALL	Emphasize “van-; “-dos” = 16 th note, 16 th rest
26	17	ALL	Emphasize “sta-; “-tis” = 16 th note, 16 th rest
26	22	ALL	WATCH SANDOR TO SIT at end of movement.

4. Recordare - Solo quartet

5. Confutatis- WATCH SANDOR TO STAND

35	1→5	TB	“-tis” or “-ctis” =  ,  rest
36	8	SA	“-me” =  ,  rest
36	11→12	TB	“-tis” or “-ctis” =  ,  rest
37	16	TB	“-ctis” =  ,  rest
37	20	SA	“-ctis” =  ,  rest

6. Lacrimosa

40	5→6	ALL	Get off on 1 st  rest
41	14	ALL	“-us” = 16 th note, 16 th rest