

APRIL 29, 2023

**HANDEL_ZADOK the PRIEST &
KARL JENKINS THE ARMED MAN**

(=♩ =♪ =♫ =♪ rest =♩ rest =♪, ♩ rest

= half note, ♩ rest =♪, ♩ rest “-__” = ♩, ♩ rest “-__” = 16th note, 16th rest

ZADOK the PRIEST

Sandor’s notes thru 3/2/2023

In general: NO PERFUME or AFTERSHAVE LOTION!

Dress for men: Black tuxedo or suit; white shirt; black bowtie

Dress for women: Long sleeved black dress or skirt with long sleeved black blouse

No sparkly jewelry

Focus the sound. Don’t widen your mouth to make vowels, especially “ee”.

SIT for ALL SOLO MOVEMENTS → WATCH SANDOR FOR SIGNAL TO SIT & STAND!

DO NOT CLEAR THROAT BETWEEN MOVEMENTS → SILENCE!

ZADOK THE PRIEST by HANDEL

Page Measure # Voice Notes

2. Chorus

Dance; slightly detached; articulated but not staccato




2	2	ALL	“Zadok” pronounced “ZAY-dok”
5	12	ALL	Off on beat 2
7	29	ALL	Adagio begins HERE. Start slowing! Watch Sandor!




3. Chorus

Women think trumpets! Men think trombones!

Strong 1st and 3rd beats.

Say AW-men (NOT ah-men)!

9	8→10	B	Accent 1 st & 3 rd beats; crescendo!
9	11 & 12	ALL	“-men” = 16 th note, 16 th rest
10	10→End	ALL	Think TRUMPETS!
11	19 & 20	AT	Long lines.
12	22	ALL	“-men” =  ,  rest
12	23-24	S	Accent 1 st & 3 rd beats; crescendo!
13	25	S	“-men” = 16 th note, 16 th rest
14	28→29	ALL	Be careful of spacing between  because of piano part.
14→15	30→31	AT	Accent 1 st & 3 rd beats; crescendo!

15	32	ALL	“-men” = 16 th note, 16 th rest
16	35→37	ALL	Detach  ‘s
16	38	A1 & A2	Detach “a-men”  ‘s
19	57	ALL	Adagio begins HERE. Start slowing! Watch Sandor!
19	58	ALL	Watch the  rest



THE ARMED MAN by KARL JENKENS


<u>Page</u>	<u>Measure #</u>	<u>Voice</u>	<u>Notes</u>
-------------	------------------	--------------	--------------

1. The Armed Man

3	26	ALL	Off on 1 st beat!
4→6	32→42	ALL	Dance!
12→13	83→85	ALL	Go to “G”! DO ALL REPEATS!

3. Kyrie

18→20	42→75	ALL	DARK! 4 measure phrases. Watch Sandor for cut-offs.
18	42→43	SA	No break between “ky-ri-e”’s
18	49→56	ALL	SOPRANO SOLO
18	57→58	ALL	No break between “ky-ri-e”’s
19	60	ALL	“-son” =  ,  rest

19 6 ALL “-son” =  rest at end of measure

19→26 76→153. ALL Prayerful

20→23 76→103 T2 B1 Bass I sing with Tenor II.

22 94 SA “-son” = ,  rest

26 136→137 SAT No break between “-e” and ‘ky- “

4. Save Me From Bloody Men

NOT PRETTY! PLEA FOR MERCY! LOTS OF NASAL RESONANCE. ENERGY!



28 2 TB “God” = Watch for cutoff!

5. Sanctus

DO **ALL** REPEATS IN CONCERT!

30→31 5→12 Emphasize 1st syllable of EACH word!

ALL FINAL “S’s” AND “T’s on last syllable (e.g. “Sanc-tuS; “De-uS”;

“Sa-ba-OT(h)” = ,  rest

(De-us is pronounced Deh-oos - NOT “Day-yoos”;

Sa-ba-oth is pronounced Sa-ba-OAT”)

32→36 15→39 Dark; DETACH; Very INTENSE; Roll “rr’s” (e.g. “terr-a)


36 39 ALL Off on “3” (Cross off )

36→37 40, 44 ALL CRY OUT! Watch accent marks on “HO-san-NA”

Pronounced “ex-CHel-sis”

CRESCENDO long notes!

7. Charge!

51→67 33→144 ALL March like military character
2 main beats per measure on 1st and 4th notes
Emphasize DOWNBEAT's
Hold half notes as long as possible and put "s" on  rests

10. Agnus Dei

78→83 1→52 ALL Beautiful; "De-I" is pronounced "DEH-ee" **NOT** "DAY-ee"
Think "OO" when you sing "Deh-I" to "Ag-nus"



80 21 AB "-I" =  note,  rest

82 39 A "-di" = 16th note, 16th rest

12. Benedictus

Connect as much as possible; I do NOT want to hear switch from middle to high register;
Diminuendo at end of phrases.


Emphasize "VE-" in the word "VE-nit"

87 42 T "s" on  note. (Cross off  note.)

87 42→43 A "qui VE-nit" (Emphasize "VE-")

87 40, 45 SA Diminuendo end of phrase.




88→89 47→59 ALL Connect phrase. Think cellos.

88 50 TB "s" and break on  note before "qui".

89→90 55→63 S Sopranos sing VOWELS only (NO CONSONANTS); sweet, not screech!

89	56, etc.	ALL	Pronounced “ex-CHel-sis”
89	56	ALL	“s” on rest. (2 nd beat)
89	58	ALL	“s” on rest. (4 th beat)
90	62 & 65	ALL	Off on beat 4.
90	72 & 73	A	Quick break between “-ne & Do-“

13. Better Is Peace

102→end	143→end	ALL	2 measure phrases.  rest at the end of every 2 measures. Connect as much as you can. Heavenly.
97	47	ALL	“s”-sound of “peace” on tied  note
100-→103		ALL	Pull back after each “Ring”
120→end		ALL	Thanksgiving chorale for peace. Heavenly. 2 measure phrases;  rest at the end of every 2 measures Connect as much as you can.
120	146, 149	ALL	“Neither pronounce “NAH-ther”

