

# OSNJ SPRING 2024

## Ralph Vaughn Williams & Ariel Ramirez

### Rehearsal notes up to 2/27/2024

(=♩ =♪ =♫ =♮ rest =♩ rest, ♩ note =♩, ♩ rest

= half note, ♩ rest = ♩, ♮ rest “-\_\_” = ♩, ♩ rest “-\_\_” = 16<sup>th</sup> note, 16<sup>th</sup> rest )

**NO PERFUME or AFTERSHAVE LOTION! (Some singers have allergies!)**

**DRESS FOR MEN: Black shirt, black pants.**

**DRESS FOR WOMEN: Long sleeved black dress, skirt or palazzo (wide leg) pants.  
Long sleeved black blouse.**

**NO SPARKLY JEWELRY (Pearls are OK).**

**→ MARK MEASURE NUMBERS ON 5 MYSTICAL SONGS &  
MISSA CRIOLLA!!!**

**PLEASE...**

**BRING A PENCIL TO EVERY REHEARSAL!**

**FOCUS THE SOUND! DO NOT WIDEN YOUR MOUTH TO MAKE VOWELS, especially “ee”!**

**MARK YOUR MUSIC WITH SANDOR’S DIRECTIONS (See “Sandor Notes” on OSNJ website.)**

**WATCH SANDOR FOR SIGNAL TO SIT & STAND TOGETHER!**

**DO NOT WATCH THE MUSIC AND TURN PAGES DURING SOLOS!**

**DO NOT CLEAR YOUR THROAT, TALK or MAKE NOISE BETWEEN MOVEMENTS!**

# FIVE MYSTICAL SONGS by RALPH VAUGHN WILLIAMS

<u>Page</u>	<u>Measure #'s</u>	<u>Page</u>	<u>Measure #'s</u>	<u>Page</u>	<u>Measure #'s</u>
<b>No. 1 EASTER.</b>					
2.	1, 4	3.	7, 11	4.	14, 17, 21, 24
5.	27, 31	6.	35, 38, 41, 44	7.	47, 50, 54, 57
8.	60, 63	9.	66, 69, 73	10.	76, 79, 83
<b>No. 2 I GOT ME FLOWERS.</b>					
11.	1, 5, 11, 16	12.	21, 27, 33,	13.	36, 39
<b>No. 3 LOVE BADE ME WELCOME.</b>					
14.	1, 6, 11, 15	15.	18, 22, 26, 30	16.	34, 38, 42, 46
17.	49, 52, 56, 60	18.	64, 69, 74	19.	79,84, 89
<b>No. 4 THE CALL.</b>					
20.	1, 6, 10, 14	21.	18, 22, 26, 30		
<b>No. 5 ANTIPHON.</b>					
22.	1, 6, 11, 15	23.	20, 25	24.	30, 35
25.	40, 45	26.	50, 55	27.	60, 65, 70
28.	75, 80	29.	85, 90	30.	94, 99
31.	104, 109	32.	114, 119	33.	123, 127, 131





<u>Page</u>	<u>Measure #</u>	<u>Voice</u>	<u>Notes</u>
<b>No. 1. Easter.</b>			
2	6	ALL	“-en” = ♪ note, ♪ rest
3	13	ALL	“s” of “-lays” on ♪ rest
5	29	ALL	“t” of “heart” on beat 3 (Off on tied ♪ note)
5	32	ALL	“-en” = ♪ note, ♪ rest
8	62	ALL	“t” of “lute” on beat 2 (Off on tied ♪ note)
9	66	ALL	“t” of “lute” on beat 2 (Off on tied ♪ note)

**No. 2. I got me flowers.**

12	34	ALL	Half note = dotted ♪, ♪ rest
13	40	ALL	Take BIG BREATH after “one”.

**No. 3. Love bade me welcome.**




18→19	66→86	ALL	4 MEASURE PHRASES; HEAVENLY
18	64	ALL	Off on tied ♪ note
18	75	ALL	Off on beat 3 (tied ♪ note)
19	82	ALL	Short break at end of measure.
19	86	ALL	Off on beat 3 (tied ♪ note)
26	50	AB	Off on beat 3 (tied ♪ note)
26	54	ALL	“ev-ery” 2 syllables → ev-ry









26	59	ALL	Off on beat 3 (tied  note)
27	72	ALL	Off on beat 3 (tied  note)
28	76	ALL	Off on 1 <sup>ST</sup> beat (tied  note)
28	84	ALL	Off on 2 <sup>ND</sup> beat (tied  note)

**No. 4. The call.**

**No. 5. Antiphon.**

Like bells.



22	17	ALL	Grace note on beat 3.
22	19	TB	“sing” = half note,  rest
23	25	ALL	Off on beat 3 (tied  note) =  rest.
23	27	ALL	Like BRASS instruments; Short break between “My” & “God”
23	27	ALL	“ Short break between “God” & “and “King”

23	27→28	ALL	Short break between “and” & “King” Accent, pull back & crescendo. Off on 1 <sup>st</sup> beat of measure 30 on page 24 (tied  note) (Bad page turn from page 23 to 24, so mark cutoff on page 23)
24	37	ST	No breath between “high and “His”.
25	40	ALL	“fly” = Off on 3 <sup>rd</sup> beat) (tied  note
25	43	AB	DARKER COLOR
25	46	AB	No breath between “low” & “His”
26	50	AB	“grow” = Off on 3 <sup>rd</sup> beat (tied  note =  rest end of measure)
26	54	ALL	“Every” = 2 syllables = “ev-ry”
28	84	SA	“shout” = Off on 2nd beat (tied  note)
29	86	SA	“out” =  ,  rest
28→30	89→99	ALL	Watch Sandor Don’t slow down; legato – connect notes, smooth
30	95	ALL	Off on 1 <sup>st</sup> beat (“t” on  note)
30	100	ALL	Don’t speed up.
30	103	B	“-ery” grace note = G to F
31	108	ALL	“sing” = Off on 3 <sup>rd</sup> beat of measure 108

31	109→111	ALL	Suddenly LARGER; ACCENT EACH WORD “ Short break between “My” “God” “and “King” EMPHASIZE CONSONANTS!
31→33	109→126	ALL	WATCH FOR TEMPO CHANGES TO END
31	113	ALL	Off on 1 <sup>st</sup> beat (“g” on ♪ note)
32	120	ALL	Grace note on 4 <sup>TH</sup> beat
32	121→122	ALL	WATCH SANDOR → TEMPO STRETCHES  “ Short break between “My” “God” “and “King” ACCENT EACH NOTE LIKE BRASS INSTRUMENTS!

## SERENADE TO MUSIC By RALPH VAUGHN WILLIAMS

<u>Page</u>	<u>Measure #</u>	<u>Voice</u>	<u>Notes</u>
7	37	ALL	Tied ♪ note = ♪ rest. Put “k” of “bank” on tied ♪ note
8	42	ALL	Tied ♪ note = ♪ rest. Put “s” of “ears” on tied ♪ note
8	45	SA	“-ness” = ♪ note, ♪ rest
9	46	TB	“-ness” = ♪ note, ♪ rest
9	48	ALL	Tied ♪ note = ♪ rest. Put “t” of “night” on tied ♪ note
18	160	ALL	“-ed” = ♪ note, ♪ rest
22	201→203	ALL	All parts split eg. S1 & S2
23	202	ALL	“-ness” = ♪ note (Off on 2 <sup>nd</sup> beat)

23	204	ALL	“night” = dotted half note (Off on 4th beat)
24	209	ALL	“-ny” = Off on downbeat (  note =  rest)

## **MISSA CRIOLLA by ARIEL RAMIREZ**

### **Spanish pronunciation:**

Vowels are the same as Latin.

“J” = “h” as in “ho”

Tilde (~) over “n” is pronounced “NY”

Roll “r’s”. “rr” = bigger rolled “r”

“Z” = “s” (There is no “z” sound in Spanish)

**Page    Measure #'s                      Page    Measure #'s                      Page    Measure #'s**

**WRITE ALL MEASURE NUMBERS FOR “MISSA CRIOLLA” IN PENCIL! THE NUMBERING MAY CHANGE WHEN SANDOR GETS THE ORCHESTRA SCORE.**

### **KYRIE**

7. 1, 6, 11                                      8. 16, 21, 26                                      9. 31, 36, 41

**GLORIA**

10. 1, 3, 6                                      11. 9, 13                                      12. 17, 21  
13. 25, 29                                      14. 33, 37                                      15. 42, 46, 50  
16. 54, 58, 61                                      17. 65, 68, 71                                      18. 74, 78, 82  
19. 86, 90                                      20. 94                                      21. 98, 102  
22. 106, 110                                      23. 114, 118                                      24. 122, 126

**CREDO**

**Since the 1<sup>st</sup> measure is only a partial measure (only 1 beat) the 2<sup>nd</sup> measure is counted as MEASURE #1.**

25. 1, 7                                      26. 12, 16                                      27. 21, 25  
28. 29,33                                      29. 37, 41                                      30. 45 49  
31. 53, 57                                      32. 61, 65                                      33. 69, 73  
34. 77, 81                                      35. 85, 89                                      36. 93, 97  
37. 101, 105                                      38. 109, 113                                      39. 117, 121  
40. 125,129                                      41. 133, 138

**SANCTUS**

42. 1, 5                                      43. 10, 15                                      44. 20  
45. 25                                      46. 30                                      47. 35  
48. 40                                      49. 45                                      50. 50  
51. 55                                      52. 60                                      53. 65  
54. 71, 75                                      55. 79, 84



## AGNUS DEI

56.	1, 5	57.	10, 16	58.	20, 24
59.	30, 35				

**Tutti = ALL CHOIR SINGS**




## **KYRIE... *vidala-baguala***

Page   Measure #   Voice   Notes

EMPHASIZE DOWNBEAT (1<sup>ST</sup> BEAT) EACH MEASURE

8	16	ALL	Half note = ♩., ♪ rest
8	27	ALL	Go to page 7, measure 3; 2 <sup>nd</sup> time, skip measure 27 and continue on measure 28.
9	40	ALL	“-dad” = half note, ♪ rest; 2 <sup>nd</sup> “d” of “dad” on ♪ rest “dad” pronounced “thad” → “th” as in “the”

## GLORIA

11	15	ALL	“Dios” = dotted  , sixteenth rest
12	18	ALL	“paz” pronounced “pas”
	18→21	TB	Sing “paz” throughout
12	21	ALL	Go to page 11, measure 15 Sing to page 12; SKIP measure 21 and continue on measure 22
12	24	ALL	“-mos” = 16 <sup>th</sup> note, 16 <sup>th</sup>
13	25	ALL	“-mos” = 16 <sup>th</sup> note, 16 <sup>th</sup> rest
13	28	ALL	“-mos” = dotted  , 16 <sup>th</sup> rest
13	31	ALL	“-cias” = dotted  , 16 <sup>th</sup> rest
14	34	ALL	Go to measure 15 on page 11
14	37	ALL	WATCH SANDOR FOR CUTOFF!
20	96	ALL	Shorten “Dios” by 16 <sup>th</sup> rest “Dios” = accent on 2 <sup>nd</sup> syllable “-os”
21	99→102	TB	Sing “paz”
21	102	ALL	Go to measure 96 on page 20 SKIP measure 102 and continue on measure 103

## CREDO

### Count notes = 6/8 time

Since the 1<sup>st</sup> measure is only a partial measure (only 1 beat) the 2<sup>nd</sup> measure is counted as MEASURE #1.


26→28	20→32	ALL	Tutti (Chorus sings)
28	29→32	ALL	1 <sup>st</sup> time: Sing measures 29 to 32 (1 <sup>st</sup> ending) 2 <sup>nd</sup> time: Go back to measure 29 Sing measures 7 to 29; skip measure 32 Sing measure 33 (2 <sup>nd</sup> ending)
28→30	34→45	SOLOISTS	(Beware of soloist's repeat measure 34 to 37)
30	47	ALL	Tutti (Chorus sings)
30	47→49	SA	Stems up = sopranos; Stems down = altos
30	47	A	#E = E natural (Mistake in score)
30	48	ALL	"-jo" = 16 <sup>th</sup> note, 16 <sup>th</sup> rest (short)
30→31	51→52	TB	Tenors divide: T1 & T2
34→36	82→96	SA	Stems up = sopranos; Stems down = altos
35	89→90	SA	Sopranos divide: S1, S2 & A
36	97→100	SOLOISTS	
37→41	101→142	Tutti	(Chorus sings 2 <sup>ND</sup> & 3 <sup>RD</sup> STAVES)

## **SANCTUS**

2 MAIN BEATS PER MEASURE

44→47	24→37	ALL	Shorten "-to" of each "Sanc-to"
49→54	SOLOISTS & ORCHESTRA		
55	79→88	ALL	Tutti (Chorus sings)
55	88	ALL	WATCH SANDOR FOR CUTOFF!!!

## **AGNUS**

57	12	TB	OFF ON 1 <sup>ST</sup> BEAT
57	14	TB	Remove “dot” on “dotted half note” (only 2 beats)
58	22	TB	Remove tied  note
59	38	ALL	WATCH SANDOR FOR CUTOFF!!!