

Rehearsal notes up to 11/7/2023

JUDAS MACCABAEUS by GEORGE FREDERIC HANDEL

(=♩ =♪ =♫ =♪ rest =♩ rest, ♩ note =♩, ♩ rest

= half note, ♩ rest = ♩, ♩ rest “-__” = ♩, ♩ rest “-__” = 16th note, 16th rest)

In general: NO PERFUME or AFTERSHAVE LOTION! (Some singers have allergies!)

Dress for men: Black tuxedo or suit. White shirt. Black bowtie

Dress for women: Long sleeved black dress, skirt or palazzo (wide leg) pants.

Long sleeved black blouse.

No sparkly jewelry

FOCUS THE SOUND! DO NOT WIDEN YOUR MOUTH TO MAKE VOWELS, especially “ee”!

MARK YOUR MUSIC AND WATCH SANDOR FOR SIGNAL TO SIT & STAND TOGETHER!

DO NOT WATCH THE MUSIC AND TURN PAGES DURING SOLOS!

DO NOT CLEAR THROAT or TURN PAGES BETWEEN MOVEMENTS → SILENCE!

Page Measure # Voice Notes

FIRST PART

1. OVERTURE

2. CHORUS

5 STAND! (Watch Sandor for signal!)

5 3→5 ALL “Mourn” Cry out; crescendo then decrescendo

5 5 ALL “mourn” Off on 2nd beat

5 9 S “strains” Off on downbeat

6	14	ALL	“o’er” = ♪, ♪ rest
6	14	S	“mourn” = ♪, ♪ rest
6	14	AB	“-ro” = 16 th note, 16 th rest
6	15	T	“-ro” = 16 th note, 16 th rest
7	21	SAB	“strains” = remove dot on dotted ♪ note
7	21	ALL	“-ther” = 16 th note, 16 th rest
7	22	ALL	DON’T SLOW DOWN
7	26	ATB	“-ro” = 16 th note, 16 th rest
7	26	ATB	“-ther” = 16 th note, 16 th rest
8	29	ALL	”Mourn” Cry out; crescendo then decrescendo
9	37	ALL	“strains” = ♪, ♪ rest
9	37	T	“-ro” = 16 th note, 16 th rest
9	38	SAB	“-ther” = 16 th note, 16 th rest
9	45	ALL	DO NOT MOVE OR TURN PAGE!!!
9	46	ALL	SIT! WATCH SANDOR FOR SIGNAL

3. RECITATIVE (Soprano, Mezzosoprano)

4. DUET (Soprano, Mezzosoprano)

*5. SKIP → CHORUS

*6. SKIP → RECITATIVE (Mezzosoprano)

7. AIR (Soprano)

8. CHORUS

21 STAND! (Watch Sandor for signal!)

21→22 LARGHETTO → DANCE! Don't over connect; lilt; graceful
Emphasize 1st beat of the measure


SOPRANOS → Don't emphasize high notes! Focus sound.

22→25 ALLEGRO → More detached

22 29 ALL "light" = ,  rest

22 31→32 ALL Emphasize OFFBEAT!

22→25 37→68 ALL More detached; bouncy

25 63→64 ALL "-quer" = ,  rest

25 65 SA "and" = ,  rest

25 66 S "-quer" = ,  rest

25 67 ALL "save" = ,  rest

25 68 ALL "-quer" = ,  rest\







25 70 ALL SIT! (WATCH SANDOR FOR SIGNAL!)

9. ACCOMPAGNATO (Bass)

10. AIR (Bass & CHORUS)

TRUMPETS & TYMPANI; Explode consonants; Rhymical; DETACHED; SNAPPY

30 74 ALL STAND ON MEASURE 74!

30	88	ALL	Emphasize “come”. Crescendo “come”.
31	91, 92	ALL	Emphasize “come”
31	97→99	ALL	“-dah” =  ,  rest
31→32	100→104	ALL	More connected; Emphasize 1 st beat. Think strings (NOT trumpets)
31	105	ALL	Emphasize 2 nd note.
33	118	ALL	“-dah” =  ,  rest
33	119→130	ALL	Emphasize 1 st beat
33	123	ALL	“-dah” =  ,  rest

33 133 ALL SIT! (WATCH SANDOR FOR SIGNAL!)

11. RECITATIVE (Tenor)

12. AIR (Tenor)

***13. SKIP → RECITATIVE** (Soprano)

***14. SKIP → AIR** (Soprano)

15. AIR (Soprano)

16. AIR (Mezzosoprano)










17. DUET (Soprano, Mezzosoprano)

PAGE 49 ALL STAND ON MEASURE #29!

18. CHORUS

Think tympany & trumpet

50	1	ALL	DETACH “Lead on, lead on”
----	---	-----	---------------------------

50	2	ALL	Do not shorten 1 st “on”; 2 nd “on” =  ,  rest
50	5	ALL	“lead, lead” = DETACH
50	6	ALL	“on” =  ,  rest
50	7	S	Do not shorten “-dains”
50	9	ALL	“chains” =  ,  rest
51	13→14, 16	ALL	Do not shorten “chains” or “on”; “s” on  rest
51	10	ATB	Do not shorten “chains”
51	11	ALL	Do not shorten “on”
51	10,11,13,14,16,17,18	ALL	Do not shorten “chains”, “on” or “-dains” Final consonant on  rest
52	20	ALL	Do not shorten “-dains” Final “s” on  rest
52	22	ALL	SIT! (WATCH SANDOR FOR SIGNAL!)

***19. SKIP → AIR and ACCOMAGNATO (Tenor)**

***20. SKIP → SEMI-CHORUS**

21. RECITATIVE (Tenor)

22. AIR (Tenor)

***23. SKIP → RECITATIVE (Mezzosoprano)**

*24. SKIP → AIR (Mezzosoprano)

*25. SKIP → RECITATIVE (Mezzosoprano)

26. CHORUS

A TEMPO GIUSTO – GUSTY TEMPO

FOCUS SOUND, ESPECIALLY ON HIGH NOTES

69 STAND! (Watch Sandor for signal!)

69 12→13 ALL “us” =  rest

70 18→21 ALL “us” =  rest

71 30→31 **ST** Lighten HIGH NOTES → FOCUS SOUND

Say “CAWN-quest”

71 30 SAB “-quest” =  rest

71 30, 31 B “-rious” = 16th note, 16th rest (3 times)

71 32, 33 AT “-quest” = 16th note, 16th rest

71 35 S “-quest” =  rest


71 36 T “-quest” =  rest























72 38 ALL “-quest” = 16th note, 16th rest (Bass 2 times)

72 39 T “-quest” =  rest

72 39 B “-quest” = 16th note, 16th rest

72 40 T “-quest” =  rest; “us” =  rest

72 41 ALL “us” =  rest (Soprano 2 times)

72	42	TB	“us” =  ,  rest
72	46	AT	“us” =  ,  rest
72	48	SAB	“us” =  ,  rest
73	51	ALL	“-quest” =  ,  rest
73	52	SB	“-quest” =  ,  rest
73	55	T	“-rious” =  ,  rest
73	59	AT	“-quest” =  ,  rest
73	62	TB	“-quest” =  ,  rest
73	65	TB	T=“-fall”; B=“-quest” =  ,  rest
73	67	A	“-quest” =  ,  rest
74	67	STB	“-quest” = 16 th note, 16 th rest
74	68	ALL	“-quest” = 16 th note, 16 th rest
75	69	ALL	“-quest” = 16 th note, 16 th rest
75	75	ALL	“-quest” =  ,  rest (2 times)
75	77	ALL	“fall” = Off on 3 rd beat

STAY UP! DO NOT SIT!

SECOND PART

27. CHORUS

TRUMPETS; Detached – Do not connect; Think “Doo, doo”



76→81 13→27,41,42,45,48,51,62,64,66, ALL “fall’n”, “foe(s)”, “lord” = ,  rest

76 20,21,24,25 SAT DO NOT CONNECT  notes “foe(s)” and “fall”

79 37 S Detach  notes

76→83 13,18,19,22,23,28,29→...etc. ALL SHORTEN  notes, e. g. “is the foe”

79→80 41→51, 60, 66, 72→74 ALL “fall’n”, “foe(s)” = ,  rest

82 66→80 ALL “fall’n”, “foe”, “Lord”, “-das”, “wields”, “sword” = ,  rest

83 81 ALL Detach  notes

83 82 ALL Short break between half notes

83 83 ALL SIT! (WATCH SANDOR FOR SIGNAL!)

***28. SKIP → RECITATIVE** (Mezzosoprano)

29. AIR (Mezzosoprano)

***30. SKIP → DUET** (Soprano, Mezzosoprano) **and CHORUS**

***31. SKIP → RECITATIVE** (Mezzosoprano)

***32. SKIP → AIR** (Mezzosoprano)

***33. SKIP → RECITATIVE** (Soprano)

***34. SKIP → AIR** (Soprano)

128 117 ALL "woe" = half note, ↓ rest

128 118→120 ALL All 1 phrase, "-port" = ↓, ↓ rest

42. RECITATIVE (Bass)

43. AIR (Bass)

44. RECITATIVE (Tenor)

45. AIR (Tenor) and CHORUS

→ ASK SANDOR WHEN TO STAND _____

139 96 ALL "-quest" = 16th note, 16th rest

139 97 ALL 1 = FULL MEASURE REST

140 118 ALL "-quest" = 16th note, 16th rest

141 132 ALL SIT! (WATCH SANDOR FOR SIGNAL!)

46. RECITATIVE (Bass)

47. AIR (Bass)

***48. SKIP → RECITATIVE (Soprano, Mezzosoprano, Tenor)**

***49. SKIP → AIR (Soprano)**

50. DUET (Soprano, Mezzosoprano, Tenor) and CHORUS

156→159 92→135 ALL Final consonant emphasized on REST (stock, stoNe, down)

137 A tempo giusto -Gusty speed!

160→162 145→179 ALL Articulate  notes

163 ALL (WATCH SANDOR FOR SIGNAL!)

INTERMISSION

THIRD PART

51. AIR (Mezzosoprano)

*52. SKIP → ACCOMPAGNATO (Mezzosoprano, Bass)

53. RECITATIVE (Soprano)

54. AIR (Soprano)

*55. SKIP → RECITATIVE (Alto, Mezzosoprano)

REVERSE #56 → CHORUS & #57 → MARCH so Boys Choir can come up to front

→ 57. MARCHE Newark Boys Choir ENTERS here

→ 56. CHORUS OF YOUTHS (Newark Boys Choir); CHORUS OF VIRGINS, CHORUS

4 MEASURE PHRASES

180→181 1→32 (Newark Boys Choir)

181→182 33→56 (Virgins? S1 & S2?)

183 57→72 MATCH BOYS CHOIR SOUND (Don't drown them out!)

LESS VIBRATO -pure, simple

183 60 & 68 ALL ↓ rest end of measure (dotted half note)

183 57→62 :|| = repeat

183 72 Da capo = Back to beginning (measure 57)


DO NO REPEAT 57→64 2nd time at "Fine"!

STAY UP! DO NOT SIT!

58. SOLO (Alto/Mezzosoprano, Tenor) and CHORUS

MAJESTIC; EMPHASIZE CONSONANTS → TRUMPET & TYMPANI

ARTICULATE 16th notes; 1st and 3rd beats are MOST IMPORTANT

186	24	ALL	“-quest” = 16 th note, 16 th rest
186→192	27→60	ALL	Emphasize 1 st 16 th note in each group of 4 16 th notes in runs (ALL ignore small notes – for German words)
187	31	T	“-quest” = 16 th note, 16 th rest
187	32	SA	“-quest” = 16 th note, 16 th rest
188	37	ALL	DETACH  notes, shorten “God”
189	41→48	S	Don’t over sing high notes! FOCUS SOUND!
189	42	TB	“-quest” = 16 th note, 16 th rest
189	43	TB	“-quest” = 16 th note, 16 th rest
189	44	A	“-quest” = 16 th note, 16 th rest
189	45	S	“-quest” = 16 th note, 16 th rest
190	50	S	“-quest” = 16 th note, 16 th rest (both times)
190→150	52→53	ALL	DETACH “sing unto God”
192	63	ALL	“-quest” = 16 th note, 16 th rest
193	66	ALL	SIT! (WATCH SANDOR FOR SIGNAL!)

***59. SKIP → RECITATIVE (Tenor)**

60. AIR (Tenor)

***61. SKIP → RECITATIVE (Bass)**

***62. SKIP → CHORUS**










***63. SKIP → RECITATIVE (Soprano)**

64. DUET (Soprano, Mezzosoprano)

65. AIR (Bass) and CHORUS

Smoother; no staccato

213 42 STAND MEASURE #42

213	49	B	“-men” =  rest
214→216	51→end	S	Don't over sing high notes! FOCUS SOUND!
214	53	S	“-men” =  rest
214	58	S	“-jah” =  rest
214	58	AB	“-men” =  rest
214	60	ST	“-men” =  rest
215	62	ALL	“-joice” = DO NOT SHORTEN
215	68	ALL	“join” =  rest
215	70	ALL	“-men” =  rest
216	72	ALL	“-vine” =  rest on 2nd half of beat 3
216	76	ALL	“-men” =  rest