

Rehearsal notes up to APRIL 18, 2023

HANDEL_ZADOK the PRIEST & KARL JENKINS THE ARMED MAN

(=♩ =♪ =♫ =♮ rest =♩ rest, ♩ note =♩, ♩ rest

= half note, ♩ rest = ♩, ♩ rest “-__” = ♩, ♩ rest “-__” = 16th note, 16th rest

In general: NO PERFUME or AFTERSHAVE LOTION!

Dress for men: Black shirt; black slacks

Dress for women: Long sleeved black dress, skirt or slacks with long sleeved black blouse

No sparkly jewelry

Focus the sound. Don't widen your mouth to make vowels, especially “ee”.

SIT for ALL SOLO MOVEMENTS → WATCH SANDOR FOR SIGNAL TO SIT & STAND!

DO NOT CLEAR THROAT BETWEEN MOVEMENTS → SILENCE!

ZADOK THE PRIEST by HANDEL

Page Measure # Voice Notes

Dance; slightly detached; articulated but not staccato

2 2 ALL STARTLE WITH THE AMOUNT OF SOUND!

2 2 ALL “Zadok” pronounced “ZAY-dAHk” – Open your mouth!

Sound like trumpets!

2. Chorus

Excitement; Dance; Slightly detached; Articulated but not staccato; Emphasize final consonant.




5	12	ALL	Off on beat 2
5 → 7	6→28	ALL	Crescendo EACH half note of “re-JOICE.
7	29	ALL	Adagio begins HERE. Start slowing! Watch Sandor!









3. Chorus

Women think trumpets! Men think trombones!

Strong 1st and 3rd beats.

Say AW-men (NOT ah-men)!

8	5	A 1 & 2	Emphasize 1 st syllable of “e-ver”.
9	8→15	ALL	STRONG 1 st & 3 rd beats; crescendo, ESPECIALLY ON 16 th note RUNS!
	11 & 12	ALL	“-men” = 16 th note, 16 th rest
10	10→End	ALL	Think TRUMPETS & TYMPANI! Dance.
11	19 & 20	AT	Long lines.
12	22	ALL	“-men” =  ,  rest
	23-24	S	Accent 1 st & 3 rd beats; crescendo!
13	25	S	“-men” = 16 th note, 16 th rest
14	28→29	ALL	Be careful of spacing between  because of piano part.
14→15	30→31	AT	Accent 1 st & 3 rd beats; crescendo!



15	32	ALL	“-men” = 16 th note, 16 th rest
15→16		ALL	Mark music going from 7 staves to 5 staves on page turn!
16	35	ALL	“-men” =  ,  rest
16	35→37	ALL	Detach  's
	38	A1 & A2	Detach “a-men”  's
16	39	ALL	DO NOT SHORTEN  note
18	47→49	STB	Detach and accent <u>E</u> -ver
18→19	51→54	SAT	Accompanying Bass, so sing softer
18→19	51→54	B	Sing Oh, Oh; Detached; Dance; Groups of 4  notes, Crescendo!
19	56	ALL	Short break after “-men; Pull back then CRESC! Built sound
19	57	ALL	Adagio begins HERE. Start slowing! Watch Sandor! Conducting  .
	58	ALL	Watch the  rest

THE ARMED MAN by KARL JENKENS

Page Measure # Voice Notes

1. The Armed Man

2	16	ALL	WATCH PAGE TURN!!!
2→14	16→95	ALL	March! Anger; Proudness; Dance; Keep detached; DARK COLOR; Keep excitement! Like trumpets!

2→3	16→22	ALL	mP – Medium loud; Sound confident; Quick catch breaths only!
3	22→24	ALL	Don't slow down! Feel phrases as if connected.
3	26	ALL	Off on 1 st beat!
4→14		ALL	;
6	38	ALL	climax
6	38	ALL	Rest on beat 4 (Rest on tied )
8→9	55→64	ALL	Don't separate phrases
8→14	55→95	ALL	Continue to be detached TO END OF MOVEMENT
8 & 12	55 & 83	ALL	DO REPEATS at "E" & "G"!
9	64	ALL	Off on 2 nd beat. (Remove dot on "-ter")
10	73→80	A	As loud as you can because of low notes!
10	73→76	SAT	No breath between "-me" and "l'homme"
11	75	A	No breath between "-me" and "l'homme"
	77	S	No breath between "-me" and "doit"
12→14	88→95	ALL	Detach like skipping!
14	92→95	ALL	Crescendo!
14	95	ALL	Off FAST on last  ("-ter)

3. Kyrie

DARK! 4 measure phrases.

Do not open vowels by ALWAYS thinking “oo”.








Minimize consonants

Watch Sandor for cut-offs!

4 measure phrases.

THINK “oo” WHEN SINGING “i” vowel on “kyrie” & “Christe”

Emphasize EACH “K” in “Kyrie” and “K-sound and roll “r” in “CHRis-te”

18	42→43	SA	No break between 2 “ky-ri-e’s”; Emphasize “ <u>Ky-</u> ” & consonant
	49→56	ALL	SOPRANO SOLO
	57→58	ALL	No break between “ky-ri-e’s”; Emphasize “Ky-” & consonant
19	60	ALL	“-son” =  ,  rest
	63	ALL	“-son” =  rest at end of measure
19→26	76→153	ALL	Prayerful; Simple, spiritual; NO VIBRATO!
20→23	76→104	ALL	ALWAYS think “oo” especially when you sing “Christe”; Roll “R’s”
	76→100	ALL	Emphasize “K-sound and roll “r” in “CHRis-te”
20→23	76→103	T2 B1	Bass I sing with Tenor II on 4 th line. Bass II only on bottom line
21	81→86	A	1 phrase
	82	B2	“-son” =  ,  rest
22	92	S	“-son” =  ,  rest

- 22 94 SA “-son” = ♩, ♩ rest
- 26 136→137 ALL No break between “-e” and ‘ky- “ (between “kyrie’s”)

4. Save Me from Bloody Men



NOT PRETTY! DARK! PLEA FOR MERCY! LOTS OF NASAL RESONANCE. ENERGY!

- 28→29 1→18 TB CONDUCTING ♩ NOTES
- 28 2 TB “God” = Watch for cutoff!
- 4 TB MORE ENERGY!
- 28 3 TB Short break between “enemies” & “would”.
- 29 13 TB Short break between “up” & “a-against”.




5. Sanctus

DO ALL REPEATS IN CONCERT!


- 30→31 5→12 Emphasize 1st syllable of EACH word!
 ALL FINAL “S’s” AND “T’s of last syllable (e.g. “Sanc-tuS; “De-uS”;
 Sa-ba-oth is pronounced Sa-ba-OAT”)
 “Sa-ba-O(h)” = ♩, ♩ rest!
 (De-us is pronounced Deh-oos - NOT “Day-yoos”;
- 32→36 15→39 Dark; DETACH; Very INTENSE; Roll “rr’s” (e.g. “terr-a); CONSONANTS!
- 32→33 14→23 SAT Softer so Bass is emphasized! Detached!
 Don’t get louder!
- B Louder; NOT detached!

36	39	ALL	Off on "3" (Cross off )
36→37	40, 44	ALL	CRY OUT! Watch accent marks on "HO-san-NA" Pronounced "ex-CHel-sis" CRESCENDO long notes!
37	47	ALL	Accent 1 st note, pull back then crescendo! "s" of "-sis" on 4 th beat (tied staccato )

6. Hymn Before Action

43	85→88	ALL	REPEAT!
43	85→92	ALL	All "-tus" & "-nus" =  ,  rest; "s on  rest! Emphasize 1 st syllable
44→45	5→8	ALL	4 measure phrases; Sing in 1 breath;
	8 & 16	ALL	DO NOT SHORTEN!
45	13→16; 17→20		4 measure phrases; Sing in 1 breath
45	20	ALL	Crescendo!

DO NOT SHORTEN measure 12

	16	ALL	Short break after measure 16
46→47	29→36	ALL	SNEAK A BREATH; 1 PHRASE
48	46	ALL	Tied  = rest

NO BIG BREAK BETWEEN MOVEMENTS!

7. Charge!



51→67	33→144	ALL	March-like military character; Very steady...DON'T RUSH!
-------	--------	-----	--

Conducted & feel 2 main beats per measure

ACCENT 1st and 4th BEATS (eg. “-cites”, “arms”, “clang”, “trum-“)

Emphasize DOWNBEAT’s

Hold half notes as long as possible and put “s” on  rests (“arms” & alarms)

54	49	ALL	“s” on  rest. WATCH SANDOR for cut-off!
55	58→66	SA	4 measure phrases
55→56		ALL	WATCH PAGE TURN!
59	96	ST	“foes come” = DUPLET
61	110	SA	“his” = 6  notes
64	127	SA	“foes” = DUPLET
67→68	132→158	ALL	Sing 3 beats, rest 3 beats Start mf and crescendo
147→158	ALL	ALL	Hit note loud; immediately back off then BUILD!

8. Angry flames


DESOLATE! APOCALYPTIC! CRY OUT!

69→70	12→20	SOLOS	
70	21	ALL	Tutti → All sing
	23	SOLO	
	25	ALL	Tutti → All sing
70	28→35	SOLO	
	36→37	ALL	Tutti → All sing. VERY DISSONANT
71	39→41	SOLO	
	42	ALL	Tutti → All sing






43→44 SOLO

9. Torches

NOT PRETTY! Speech-like! DESOLATE! APOCALYPTIC!

73	8	A	“-tions” = 16 th note, 16 th rest
73	16 SA		“-thers” = 16 th note, 16 th rest
75	18	SA	“d” of “died” on  = rest
	19	ALL	Be careful of triplets
77	24	SA	Accent “ground”
77	27→29	ALL	VERY LOUD! UGLY!

10. Agnus Dei

78→83	1→52	ALL	“De-l” is pronounced “DEH-ee” <u>NOT</u> “DAY-yee” Think “OO” when you sing “Deh-i” to “Ag-nus” Connected; Expressive; Beautiful
78	11	AT	“-lis” =  note,  rest
79→80	20→26	A	mf (a bit louder) to balance sopranos in higher register
80	21, 23	AB	“-i” =  note,  rest
	21→26	S	Smooth, seamless phrases as you change registers
	21, 23	AB	“-i” =  rest
82	39	A	“-di” = 16 th note, 16 th rest
	44	ALL	Put a little accent on last note of page

83 51→53 ALL WATCH SANDOR for slowing down.

83 52 ALL "Pa-cem" = Calm

11. Now the Guns have Stopped - SOLO

12. Benedictus



Connect as much as possible; I do NOT want to hear switch from middle to high register; seamless

Heavenly; Beautiful, peaceful image.

Sing vowels! DON'T RUSH!

2 measure phrases. Diminuendo at end of phrases.  rest end every 2nd measure.


Altos and tenors are like CELLOS. Mature.

87 42 T "s" on  note. (Cross off  note.)

42→43 A "qui VE-nit" (Emphasize "VE-")

40, 45 SA Diminuendo end of phrase.

88→89 47→59 ALL Connect phrase. Think cellos.

88 50 TB "s" and break on  note before "qui".

89→90 55→63 S Sopranos sing VOWELS only (NO CONSONANTS); sweet, not screech!

89 56, etc. ALL Pronounced "ex-CHel-sis"

89 56 ALL "s" on rest. (2nd beat)

58 ALL "s" on rest. (4th beat)

90 62 & 65 ALL Off on beat 4.

72 &73 A Quick break between “-ne & Do-“


74→75 ALL Fades away

13. Better Is Peace

92→96 16→41 SOLOS

96 →98 42→52 ALL **DON'T LOSE EXCITEMENT!**

97 44 ALL NOT LARGE BREAK!

97 47 ALL “s”-sound of “peace” on tied  note

98 52 ALL **LOOK AT SANDOR FOR CUTOFF!**

100→118 ALL Roll “r” on all “ring”s

100-→103 ALL Pull back after each “Ring”


104 79 ALL Say “pAHs” instead of “pEEse” (peace) – especially sopranos

105 84→85 ALL Think 2  notes, NOT 3

107 92 ALL Say “AH” instead of “EE” in “Di-sAHse”(disease – especially sopranos

120→end ALL Thanksgiving chorale for peace. Heavenly.


2 measure phrases;

 rest at the end of every 2 measures

Connect as much as you can.

120 146, 149 ALL “Neither” pronounced “NAH-ther”

120 145 to end ALL Sing out when your part moves,
e.g. Altos on page 120 measure 146; page 121 measure 49→152.

121	151 → end	ALL	mf = louder
121	150	STB	 rest at end of measure
121	151 to end	ALL	Roll “r” on “Praise”; Measure 160 = ALL BASSES ON LOWER NOTE