

(=♩ =♪ =♫ =♪ rest =♩ rest =♪, ♩ rest

= half note, ♩ rest = ♩, ♩ rest “-ta” = ♩, ♩ rest “-is” = 16th note, 16th rest)

MOZART REQUIEM

In general: NO PERFUME or AFTERSHAVE LOTION!

Dress for men: Black tuxedo or suit; white shirt; black bowtie

Dress for women: Long sleeve black blouse & long black

No sparkly jewelry

Focus the sound. Don't widen your mouth to make vowels, especially “ee”.

SIT for ALL SOLO MOVEMENTS → WATCH SANDOR FOR SIGNAL TO SIT & STAND!

DO NOT CLEAR THROAT BETWEEN MOVEMENTS → SILENCE!

German Latin:

ALL “G’s = hard “g” as in “golf”

Page Measure # Notes

4 17, 18 “lu-ce-at” = “lu- TSAY-at”

5 28 “o- ra-ti-o-nem” = “o- ra TSEE-nem

38 32 “ci-nis” = “**TSI**-nis”

39 34 “GE-re” is pronounced with a hard G” as in GOLF?

40 5 “re-sur-GET” is pronounced with hard G” as in GOLF?









59 15 Excelsis is pronounced **ex-STEL-sis**

I. INTROITUS

Keep absolutely still!

Procession

DARK COLOR

<u>Page</u>	<u>Measure #</u>	<u>Voice</u>	<u>Notes</u>
3	8→9	ALL	Roll "R" in Requiem Pull back after entrance on "Requiem"
4	15	ALL	"-a" =  ,  rest
4	16	ALL	"-a" =  ,  rest
4	17, 18	ALL	"lu-ce-at" = "lu- TSAY-at"
4	17	ALL	DO NOT SHORTEN "-at"; "t" on 2 nd beat.
4	19	ALL	DO NOT SHORTEN "-is"; "s" on 2 nd beat.
5	28		"o- ra-ti-o-nem " = "o- ra TSEE-o-nem
6	16	ALL	"-et" =  ,  rest
6→13	34→52	ALL	DARK COLOR; Accent <u>1st</u> 16 th note in each group of 8 16 th notes.
6	36	A	"-ne" =  ,  rest
6	38	B	"-is" = 16 th note, 16 th rest
7	40	T	"-is" = 16 th note, 16 th rest

7 45 ALL "Cae-li" = "TSAY-li".

II. KYRIE

DARK COLOR; Accent 1st 16th note in each group of 8 16th notes.

7 45, 47 ALL Lu-ce-at = Lu -STE-at

8→13 2→48 ALL "Ky-ri-e e-le-i-son" = detached; Emphasize "Ky-" then pull back.

Emphasize "K" in "Kyrie" & "Chr-" in "Chris-te"

"Chri-ste-e" = Staccato; detach repeated notes

DARK as possible

8→13 2→48 ALL Accent 1st 16th note in each group of 4 16th notes.

8 5 AB Do not shorten "-son"

8 8 B Short break between "-son" & "e- "

9 14 B Short break between "-son" & "e- "

10→11 28→51 ALL Dark; detached, especially repeated notes;
Accent "K" in Kyrie and "Chri-" in "Christe" then pull back.

12 38 A Short break between "-son" & "e- "

12 38 T No breath between "-son" & "Ky"

12 39 T No breath between "-e" & "Ky"

12 40 T "-son" =  ,  rest

12 41 A "-son" =  ,  rest
























13 52 ALL TURN PAGE **ON CUT-OFF!**



















III. Sequenz

1. Dies irae

Tympani-like; intense;

Detach

14→	1→8	ALL	Separate syllable between “Di-es”, “i-re”, “i-la”, “-byl-la”
14	2	ALL	“-rae” =  ,  rest
14	4	ALL	“-la” =  ,  rest
14	5	ALL	“-clum” =  ,  rest
14	6	ALL	“-la” =  ,  rest
15	8	ALL	“-la” =  ,  rest
15	12,15	ALL	Short break at end of measure (Shorten beat 4) of “-rus” 16 19
		ALL	“s” of “-rus” on  rest (2nd beat)
16	23	ALL	Detach “i-rae”; “-rae” =  ,  rest
16	25	ALL	Detach “i-la”; “-la” =  ,  rest
16	26	ALL	“-clum” =  , 
17	27	ALL	“-la” =  , 
17	29	ALL	“-la” =  , 
18	40	ALL	“-rus” =  ,  rest; “s” on 2 nd beat

18	43	ALL	Break between “-rae” & “di-“
18	44	ALL	“-la” =  ,  rest
19	46	B	“-rus” =  ,  rest
19	48	ALL	“-la =  ,  rest
19	50	B	“-rus” =  ,  rest
19	52	ALL	“-rus” =  ,  rest
20	54	ALL	“-rus” =  ,  rest
20	56	ALL	“-rus” =  ,  rest
20	58	ALL	“-cte”=  ,  rest
20	61	ALL	Break between “-rus” & “cun-“
20	62	ALL	ALL “-cte =  ,  rest
21	65	ALL	DON'T RUSH! WATCH SANDOR FOR CUTOFF! WATCH SANDOR TO SIT at end of movement.

2. Tuba Mirum - Solo quartet

3. Rex Tremende

WATCH SANDOR TO STAND.

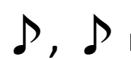


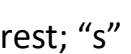







24	2	ALL	TAKE DEEP BREATH DARK!
24	3→5	ALL	Roll “R” on Rex Accent “Rex”; “x” on 3 rd beat
24	7	ALL	“-tis” = 16 th note, 16 th rest
24	8	B	“-dos” = 16 th note, 16 th rest
25	9	S	Catch breath between “-tis” and “Rex”
25	9	TB	Emphasize “gra-; “-tis” = 16 th note, 16 th rest
25	10	T	Emphasize “van-; “-dos” = 16 th note, 16 th rest
25	11, 12	SY	Emphasize “sta-; “-tis” = 16 th note, 16 th rest “s” on 16 th rest
25	11	T	“tis” = 16 th note, 16 th rest
25	12	ALL	Emphasize “sta-; “-tis” = 16 th note, 16 th rest
25	13	SA	Emphasize “van-; “-dos” = 16 th note, 16 th rest
25	14	SA	Emphasize “gra-; “-tis” = 16 th note, 16 th rest
26	16	ALL	Emphasize “sta-; “-tis” = 16 th note, 16 th rest
26	16	ALL	Emphasize “van-; “-dos” = 16 th note, 16 th rest
26	17	ALL	Emphasize “gra-; “-tis” = 16 th note, 16 th rest
26	18	SA	DO NOT SHORTEN “me”



26 19 TB DO NOT SHORTEN "me"
 26 22 ALL WATCH SANDOR TO SIT at end of movement.

4. Recordare - Solo quartet






5. Confutatis- WATCH SANDOR TO STAND

DARK COLOR

35 1→6 TB "-tis" or "-ctis" =  rest; "s" on  rest
 35→36 8-→10 SA NO VIBRATO
 36 8 SA "-me" =  rest
 35 10 SA "-ctis" =  rest; "s" on  rest
 36 11 TB "ctis" =  rest "s" on  rest
 36 12 TB "-ctis" =  rest "s" on  rest
 36→37 13→16 TB NOT staccato. DON'T breathe each downward jump!
 37 16 TB "-ctis" =  rest
 37→38 17→25 S 4 measure phrase' NO VIBRATO!
 37→38 17→25 A 2 measure phrases; NO VIBRATO!
 37 20 SA "-ctis" =  rest
 38 25 SA "-ctis" = DO NOT SHORTEN; Don't emphasize "s".
 38 32 ALL "-ci" in German Latin is pronounced "Qua-si-TSI-nis"
 39 34→36 ALL "ge--re" = "GEH-re"→hard "g" as in "golf"



- 39 35 ALL “-ram” = ,  rest
- 39 39 ALL Turn page quietly on DOWNBEAT → “-nis”!







6. Lacrimosa

- 40 2 ALL Take breath on 3rd beat
- 40 3→6 ALL Get off on 1st  rest
Don't open or emphasize “-sa” & “-la”
- 40, 41 5, 11 ALL “re-sur--GET” is hard G” as in GOLF
Put “t” on  rest
- 40 4→6 ALL Get off on 1st  rest
- 40 7→8 ALL NO BREATH
- 40 13 SA “-dus” = ,  rest
- 41 14 ALL “-us” = 16th note, 16th rest
- 41→42 15→30 ALL 2 measure phrases

IV. Offertorium





1. Domine Deus



- 43 1→2 ALL With passion!
- 43 2→3 ALL “Rex glo-ri-ae” = Majestic!
- 43 3 ALL “-ae” = ,  rest

43	4→7	ALL	One phrase (No breath)
44	11→16	ALL	Piano (SOFT)
44	16→17	ALL	“de o-re le-o-nis” = Exciting
44	16	ALL	“-as” =  ,  rest
45	19→20	ALL	“de o-re le-o-nis” = Exciting
45	19	ALL	“-as” =  ,  rest
45→46	21→30	All	DETACHED & DRAMATIC!
45→46	25→30	ALL	EACH “-rum” & “-dant” = 16 th note, 16 th rest; Emphasize “t”. Emphasize 2 nd syllable in “ne-CA-dant”
46	31	B	Emphasize dissonance in “-scu-rum”
47→50	45→75	ALL	Sing on “offbeat” = syncopated
47→50	45→75	ALL	EACH “-hae, “-sti” & “-jus” =  ,  rest
48→50	49→77	ALL	“-jus” = “yoos”

2. Hostias





Romantic

51, 52	12, 35	ALL	“su-sci-pe” = “su-TSEE-peh”
51	15	ALL	“-lis” =  ,  rest
52	25	ALL	“pre-ces” = “pre-STAYTS”
53	38	ALL	“-lis” =  ,  rest

- 54 55→62 ALL Detach repeated notes of “Quam o-lim A-”
- 54→57 55→86 Sing on “offbeat” = syncopated
- 54→57 55→86 ALL EACH “-hae, “-sti” & “-jus” =  ,  rest
- 55 65→89 ALL “-jus” = “yoos”



V. Sanctus

Celebration; sounds like trumpets; Bright sound.

- 58 1→10 ALL Conducted in 8 beats per measure.**
- 58 1→3 ALL “s” of “Sanctus” on 3rd beat of the measure.
- 58 5 ALL “-t” of Sa-ba-oth =  rest at the end of the measure.
Sa-ba-oth = Sa-ba-oat”
“t” of “Sa-ba-oth” on  rest
- 58 7 ALL “Cae-li” = “**TSAY**-li” in German Latin.
- 59 8 ALL Quick break between “-ra” & “glo-”
- 59 11 ALL “-a” =  ,  rest
- 59 12→24 ALL Allegro = dance-like; detached
“Excelsis” in German Latin = “Ex-TSEL-sis”
- 59 12 B Shorten 3rd beat.
- 59 16 T Shorten 3rd beat
- 59 20 A Shorten 3rd beat

60 21→38 ALL Focus sound!

60 24 S Shorten 3rd beat

60 38 ALL “-sis” = ,  rest

61 WATCH SANDOR TO SIT at end of movement.

VI. Benedictus - Solo Quartet until Page 66 Measure 52

66 50→53 ALL WATCH SANDOR TO **STAND** AT END OF SOLO QUARTET!

Allegro: Look at orchestra part for connected vs detached notes.



Emphasize downbeats & lighten 2nd & 3rd beats

66 55 B Shorten 3rd beat.

67 59 A Shorten 3rd beat.

67 63 S Shorten 3rd beat.

67 66 B Shorten 3rd beat.

67 76 ALL “-sis” = ,  rest

VII. Agnus Dei

Ag-nus is pronounced with a “hard” “g” as in “golf” in German Latin

69 14 ALL “-em” = ,  rest

69 21 ALL “-lis” = ,  rest

70 25→31 ALL NO BREATH!

71 42→51 ALL NO BREATH!

VIII. Communio

Lux Aeterna – Soprano solo to Measure 8

72 8 A Shorten “-na”

73 12 AT Shorten “-ctis” before rest

73 14 ALL “-es” = ,  rest

74→75 25→27 ALL Detach “et lux per-“

74 25 S “-a” = ,  rest

75 27 ALL “Lu-ce-at” = “lu-TSAY-at”

75 26 ATB “-a” = ,  rest

75 28 ATB “-a” = ,  rest

75 28 ALL “-is” = 16th note, 16th rest

75 29→30 ALL DON’T RUSH! Watch Sandor carefully!

75→78	31→57	ALL	<u>Pull back</u> on half note “Cum” throughout the fugue. Detach repeated notes
75	31	A	Detach “Cum-san-ctis”
75	35	T	Detach “Cum-san-ctis”
76	36	S	Don’t shorten “-is ” but take catch breath before “in”
76	42	S	Detach “Cum-san-ctis”
77	51	S	Detach “Cum-san-ctis”
78	54	A	Detach “Cum-san-ctis”

BEETHOVEN “CHORAL FANTASY”

In German, if 2 vowels are together, pronounce 2ND vowel e.g., “GEIST” = “long “i”

“st” = “SHT”

28 398 STAND

Solo quartet until “Tutti” on measure 444

31 444 Gro-SSes

31 447 “neu und shon” = “noy unt shern”

31 448 Short break after “-por”



31 450 “-schwun-gun“ = “-SHVun-gn

(“g” & “n” are pronounced together without vowel in between)

31 451 “stets”= “SHTetz”

- 31 451 "Gei-ster" = "GUY-SHTayr"
- 32 452 "chor" = "kor";
Short break after "-chor"
- 32 453 "scho-" = "sher"
- 32 454 "See-len" = "-zay-lin"; "froh" = "frow"; "die" = "dee"
(“L” & “N” are pronounced together without vowel in between)
- 32 455 "Ga-" = "gah"; "scho-" = "sher-"
- 32 456 "Wenn" = "Ven"
- 32 457 "Lieb" = "Leap"; "ver" = "fair"
- 32 458 "mah" = "may"
- 32 459 "Got-" = "Gayrt"

SEE DUPLICATE PRONOUNCIATIONS ABOVE!

- 33 466 "-len" = 16th note, 16th rest
- 33 474 "Kunst" =  rest
- 34 486 "Kunst" =  rest
- 35 490 "Kunst" =  rest
- 35 495 "-len" =  rest
- 36 506 "Kraft" =  rest (very short)
- 36 508 "Kraft" =  rest (very short)

