

MOZART REQUIEM and BEETHOVEN CHORAL FANTASY

11/19/2022

(=♩ =♪ =♫ =♪ rest =♩ rest =♪, ♩ rest

= half note, ♩ rest = ♩, ♩ rest “-ta” = ♩, ♩ rest “-is” = 16th note, 16th rest)

MOZART REQUIEM

Sandor’s notes thru 10/25/22

In general: NO PERFUME or AFTERSHAVE LOTION!

Dress for men: Black tuxedo or suit; white shirt; black bowtie

Dress for women: Long sleeve black blouse & long black

No sparkly jewelry

Focus the sound. Don’t widen your mouth to make vowels, especially “ee”.

SIT for ALL SOLO MOVEMENTS → WATCH SANDOR FOR SIGNAL TO SIT & STAND!

DO NOT CLEAR THROAT BETWEEN MOVEMENTS → SILENCE!

German Latin:

ALL “G’s = hard “g” as in “golf”

<u>Page</u>	<u>Measure #</u>	<u>Notes</u>
4	17, 18	“lu-ce-at” = “lu- TSAY-at”
5	28	“o- ra-ti-o-nem” = “o- ra TSEE-nem
38	32	“ci-nis” = “ TSI -nis”
39	34	“GE-re” is pronounced with a hard G” as in GOLF?





40	5		“re-sur-GET” is pronounced with hard G” as in GOLF?
41	16		“par-ce” = “par-TSeh”
52	26		“pre-ces” = “pre-STAYTS”
53	43→44	ALL	“fa-ci-mus” = “fa-TSEE-mus
59	15		Excelsis is pronounced ex-STEL-sis

I. INTROITUS

Keep absolutely still!

Procession

DARK COLOR





<u>Page</u>	<u>Measure #</u>	<u>Voice</u>	<u>Notes</u>
3	8→9	ALL	Roll “R” in Requiem Pull back after entrance on “Requiem”
4	12	ALL	Emphasize 1st syllable of “E-is”
4	15	ALL	“-a” =  ,  rest
4	16	ALL	“-a” =  ,  rest
4	17, 18	ALL	“lu-ce-at” = “lu- TSAY-at”
4	17	ALL	DO NOT SHORTEN “-at”; “t” on 2 nd beat.
4	19	ALL	DO NOT SHORTEN “-is”; “s” on 2 nd beat.
5	26→28	ALL	Emphasize 2 ND syllable of “Ex-AU-di”
5	28		“o- ra-ti-o-nem “ = “o- ra TSEE-o-nem

6	16	ALL	“-et” = ♪, ♪ rest; “t” on ♪ rest
6→13	34→52	ALL	DARK COLOR; Accent <u>1st</u> 16 th note in each group of 8 16 th notes.
6	36	A	“-ne” = ♪, ♪ rest
6→7	38→46	ALL	Emphasize 1st syllable of “E-is”
6	38	B	“-is” = 16 th note, 16 th rest
7	40	T	“-is” = 16 th note, 16 th rest
7	45	ALL	“Cae-li” = “ TSAY -li”
7	45	ATB	“-a” = ♪, ♪ rest
7	48	ALL	TURN PAGE ON CUT-OFF

II. KYRIE

DARK COLOR; Accent 1st 16th note in each group of 8 16th notes.

7	45, 47	ALL	Lu-ce-at = Lu -STE-at
8→13	2→48	ALL	“Ky-ri-e e-le-i-son” = detached; Emphasize “Ky-” then pull back. Emphasize “K” in “Kyrie” & “Chr-” in “Chris-te” “Chri-ste e-” = Staccato; detach repeated notes Crescendo repeated notes “Chri-ste e-” DARK as possible
8→13	2→48	ALL	Accent 1 st 16 th note in each group of 4 16 th notes.







8	5	AB	Do not shorten “-son”
8	8	B	Short break between “-son” & “e- “
9	14	B	Short break between “-son” & “e- “
10→11	28→51	ALL	Dark; detached, especially repeated notes; Accent “K” in Kyrie and “Chri-“ in “Christe” then pull back.
12	38	A	Short break between “-son” & “e- “
12	38	T	No breath between “-son” & “Ky””
12	39	T	No breath between “-e” & “Ky”
12	40	T	“-son” =  ,  rest
12	41	A	“-son” =  ,  rest
13	52	ALL	TURN PAGE ON CUT-OFF!

III. Sequenz


















1. Dies irae

Tympani-like; intense;

Detach

14→	1→8	ALL	Separate syllable between “Di-es”, “i-re”, “i-la, “-byl-la”
14	2	ALL	“-rae” =  ,  rest
14	4	ALL	“-la” =  ,  rest
14	5	ALL	“-clum” =  ,  rest

14	6	ALL	“-la” = ♪, ♪ rest
15	8	ALL	“-la” = ♪, ♪ rest
15	12,15	ALL	“-rus” = ♪ rest at end of measure
16	19	ALL	“s” of “-rus” on ♪ rest (2nd beat)
16	23	ALL	Detach “i-rae”; “-rae” = ♪, ♪ rest; Emphasize DOWNBEAT (1 st syllable “i-rae”)
16	25	ALL	Detach “i-la”; “-la” = ♪, ♪ rest; Emphasize DOWNBEAT (1 st syllable “i-rae”)
16	26	ALL	“-clum” = ♪, ♪
17	27	ALL	“-la” = ♪, ♪
17	29	ALL	“-la” = ♪, ♪
17	33	ALL	“-rus” = ♪, ♪ rest
18	40	ALL	“-rus” = ♪, ♪ rest; “s” ♪ rest
18	43, 44	ALL	Emphasize 1 st syllable of “EE-rae”; “EE-la”
18	43	ALL	Break between “-rae” & “di-“
18	44	ALL	“-la” = ♪, ♪ rest
19	47, 48	ALL	Emphasize 1 st syllable of “EE-rae”; “EE-la”

19	46	B	“-rus” =  ,  rest
19	48	ALL	“-la =  ,  rest
19	50	B	“-rus” =  ,  rest
19	49, 51	ALL	Emphasize 1 st note of pair of  notes
19	52	ALL	“-rus” =  ,  rest
19→20	53→54	ALL	“est ven-tu-rus” = staccato
20	54	ALL	“-rus” =  ,  rest
20	55→56	ALL	“dis-cu-su-rus” = staccato
20	56	ALL	“-rus” =  ,  rest
20	58, 62	ALL	Emphasize 1 st syllable of “STRI-cte”
20	58	ALL	“-cte” =  ,  rest
20, 21	55→64	ALL	Emphasize “-SU-” and detach “dis-cu-SU-”
20	61	ALL	Break between “-rus” & “cun-”
20	62	ALL	ALL “-cte =  ,  rest
21	65	ALL	DON'T RUSH! WATCH SANDOR FOR CUTOFF! WATCH SANDOR TO SIT at end of movement.

2. Tuba Mirum - Solo quartet

3. Rex Tremende

WATCH SANDOR TO STAND.
















24	2	ALL	TAKE DEEP BREATH DARK!
24	3→5	ALL	Roll “R” on Rex Accent “Rex”; “x” on 3 rd beat; Very short “x!”
24	6...	ALL	ma-je-sta-tis = ma-YEH-sta-tis
24	7	ALL	“-tis” = 16 th note, 16 th rest
24	8	TB	”-dos” = 16 th note, 16 th rest
25	9	S	Catch breath between “-tis” and “Rex”
25	9	TB	Emphasize “gra-; “-tis” = 16 th note, 16 th rest
25	10	T	Emphasize “van-; “-dos” = 16 th note, 16 th rest
25	11, 12	SA	Emphasize “sta-; “-tis” = 16 th note, 16 th rest “s” on 16 th rest
25	11	T	“tis” = 16 th note, 16 th rest
25	12	S	Don’t shorten “qui”
25	12	ALL	Emphasize “sta-; “-tis” = 16 th note, 16 th rest
25	13	SA	Emphasize “van-; “-dos” = 16 th note, 16 th rest
25	14	SA	Emphasize “gra-; “-tis” = 16 th note, 16 th rest
26	16	ALL	Emphasize “sta-; “-tis” = 16 th note, 16 th rest







26	16	ALL	Emphasize “van-; “-dos” = 16 th note, 16 th rest
26	17	ALL	Emphasize “gra-; “-tis” = 16 th note, 16 th rest
26	18→22	ALL	Heavenly, pure, simple, NO VIBRATO, more vowels DO NOT SHORTEN “me”
26	22	ALL	WATCH SANDOR TO SIT at end of movement.

4. Recordare - Solo quartet




5. Confutatis- WATCH SANDOR TO STAND



DARK COLOR

35	1	B	Enter on <u>BEAT 2</u>
35	2→3	TB	Emphasize “con-fu-TA-tis” and “mal-a-DIC-tis; “s” on  rest
35	1→6	TB	“-tis” or “-ctis” =  ,  rest; “s” on  rest
35→36	8-→10	SA	Soft entrance, heavenly, pure, simple, NO VIBRATO
36	8	SA	“-me” =  ,  rest
35	10	SA	“-ctis” =  ,  rest; “s” on  rest
36	11	TB	“ctis” =  ,  rest “s” on  rest
36	12	TB	“-ctis” =  ,  rest “s” on  rest

36→37	13→16	TB	NOT staccato. DON'T breathe each downward jump!
37	16	TB	"-ctis" =  ,  rest
37→38	17→25	S	4 measure phrase' NO VIBRATO!
37→38	17→25	A	2 measure phrases; NO VIBRATO!
37	20	SA	"-ctis" =  ,  rest
38	25	SA	"-ctis" = DO NOT SHORTEN; Don't emphasize "s".
38	32	ALL	"-ci" in German Latin is pronounced "Qua-si-TSI-nis"
39	34→36	ALL	"ge--re" = "GEH-re" → hard "g" as in "golf"
39	35	ALL	"-ram" =  ,  rest
39	39	ALL	Turn page quietly on DOWNBEAT → "-nis"!







6. Lacrimosa



40	2	ALL	Take breath on 3 rd beat
40	3→6	ALL	Get off on 1 st  rest Don't open or emphasize "-sa" & "-la"
40, 41	5, 11	ALL	"re-sur--GET" is hard G" as in GOLF Put "t" on  rest
40	4→6	ALL	Get off on 1 st  rest
40	7→8	ALL	NO BREATH

40	13	ALL	“ju-“ = “YOO”
40	13	SA	“-dus” =  ,  rest
41	11	ALL	“re-sur-GET” = hard “G” as in GOLF.
41	14	ALL	“-us” = 16 th note, 16 th rest
41→42	15→30	ALL	2 measure phrases
41	16	ALL	“par-ce” = “par-TSeh”

IV. Offertorium









1. Domine Jesu

43	1→2	ALL	With passion!
43	2→3	ALL	“Rex glo-ri-ae” = Majestic!
43	3	ALL	“-ae” =  ,  rest
43	4→7	ALL	One phrase (No breath)
44	11→16	ALL	Piano (SOFT)
44	16→17	ALL	“de o-re le-o-nis” = Exciting
44	16	ALL	“-as” =  ,  rest
45	19→20	ALL	“de o-re le-o-nis” = Exciting
45	19	ALL	“-as” =  ,  rest
45→46	21→30	All	DETACHED & DRAMATIC!

45→46	25→30	ALL	EACH “-rum” & “-dant” = 16 th note, 16 th rest; Emphasize “t”. Emphasize 2 nd syllable in “ne-CA-dant”
46	31	B	Emphasize dissonance in “ob-SCU-rum”
47→50	45→75	ALL	Sing on “offbeat” = syncopated
47	44	B	Emphasize each syllable of “QUAM O-LIM A-”
47→50	45→75	ALL	EACH “-hae, “-sti” & “-jus” =  ,  rest
48→50	49→77	ALL	“-jus” = “yoos”







2. Hostias

Romantic

51	10	ALL	“-mus” =  ,  rest
51, 52	12, 35	ALL	“su-sci-pe”= “su-TSEE-peh”
51	15	ALL	“-lis” =  ,  rest
52	26	ALL	“pre-ces” = “pre-STAYTS”
53	38	ALL	“-lis” =  ,  rest
53	43→44	ALL	“fa-ci-mus” = “fa-TSEE-mus
54	55→62	ALL	Detach repeated notes of “Quam o-lim A-”
54→57	55→86		Sing on “offbeat” = syncopated
54→57	55→86	ALL	EACH “-hae, “-sti” & “-jus” =  ,  rest
55	65→89	ALL	“-jus” = “yoos”

V. Sanctus

Celebration; sounds like trumpets; Bright sound.

58	1→10	ALL	Conducted in 8 beats per measure.
58	1→3	ALL	Final “s” of “Sanctus” on 3 rd beat of the measure.
58	5	ALL	“-t” of Sa-ba-oth =  rest at the end of the measure. Sa-ba-oth = Sa-ba-oat” “t” of “Sa-ba-oth” on  rest
58	7	ALL	“Cae-li” = “ TSAY -li” in German Latin.
59	8	ALL	Quick break between “-ra” & “glo-“
59	11	ALL	“-a” =  ,  rest
59	12→24	ALL	Allegro = dance-like; detached “Excelsis” = “Ex-TSEL-sis”
59	12	B	Shorten 3 rd beat.
59	16	T	Shorten 3 rd beat
59	20	A	Shorten 3 rd beat
60	21→38	ALL	Focus sound!
60	24	S	Shorten 3 rd beat
60	38	ALL	“-sis” =  ,  rest
61	WATCH SANDOR TO SIT at end of movement.		

VI. Benedictus - Solo Quartet until Page 66 Measure 52

66 50→53 ALL WATCH SANDOR TO **STAND** AT END OF SOLO QUARTET!

66 50 ALL STAND on “-ni”

Allegro: Look at orchestra part for connected vs detached notes.

Emphasize downbeats & lighten 2nd & 3rd beats

66 55 B Shorten 3rd beat.

67 59 A Shorten 3rd beat.

67 63 S Shorten 3rd beat.

67 66 B Shorten 3rd beat.

67 76 ALL “-sis” = ,  rest

VII. Agnus Dei

BRASS instruments

Ag-nus is pronounced with a “hard” “g” as in “golf” in German Latin

68 3 ALL Emphasize ‘DE-I”

69 14 ALL “-em” = ,  rest





69 21 ALL “-lis” = ,  rest

70 25→31 ALL NO BREATH!

71 42→51 ALL NO BREATH!

VIII. Communion

Lux Aeterna – Soprano solo to Measure 8

72	8	A	Shorten “-na”
73	12	AT	Shorten “-ctis” before rest
73	14	ALL	“-es” =  rest
74→75	25→27	ALL	Detach “et lux per-“
74	25	S	“-a” =  rest
75	27	ALL	“Lu-ce-at” = “lu-TSAY-at”
75	26	ATB	“-a” =  rest
75	28	ATB	“-a” =  rest
75	28	ALL	“-is” = 16 th note, 16 th rest
75	29→30	ALL	DON'T RUSH! Watch Sandor carefully!
75→78	31→57	ALL	<u><i>Pull back</i></u> on half note “Cum” throughout the fugue. Detach repeated notes “Cum-SAN-ctis” and “TU-is”
75	31	A	Detach “Cum-SAN-ctis”
75	35	T	Detach “Cum-SAN-ctis”
76	36	S	Do not shorten “-is” but take catch breath before “in”
76	42	S	Detach “Cum-SAN-ctis”
77	51	S	Detach “Cum-SAN-ctis”

78 54 A Detach “Cum-SAN-ctis”

BEETHOVEN ‘s “CHORAL FANTASY”

In German, if 2 vowels are together, pronounce 2ND vowel e.g.,

“GEIST” = “long “i”

28 398 STAND

Solo quartet until “Tutti” on measure 444

31 444 Gro-SSes

31 447 “neu und shon” = “noy unt shern”

31 448 Short break after “-por”

31 450 “-schwun-gun“ = “-SHVun-gn

(“g” & “n” are pronounced together without vowel in between)

31 451 “stets”= ”SHTetz”

31 451 “Gei-ster” = “GUY-SHTayr”

32 452 “chor” = “kor”;

Short break after “-chor”

32 453 “scho-” = “sher”

32 454 “See-len“ = “-zay-ln”; “froh” = “frow”; “die” = “dee”

(“L” & “N” are pronounced together without vowel in between)

32 455 “Ga-“ = “gah”; “scho-“ = “sher-”

32 456 “Wenn”= “Ven”


32 457 "Lieb" = "Leap"; "ver" = "fair"


32 458 "mah" = "may"


32 459 "Got-" = "Gayrt"


SEE DUPLICATE PRONOUNCIATIONS ABOVE!

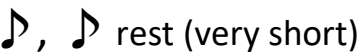
33 466 "-len" = 16th note, 16th rest

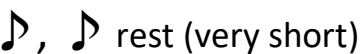
33 474 "Kunst" =  rest

34 486 "Kunst" =  rest

35 490 "Kunst" =  rest

35 495 "-len" =  rest

36 506 "Kraft" =  rest (very short)

36 508 "Kraft" =  rest (very short)