

APRIL 29, 2023

**HANDEL_ZADOK the PRIEST &
KARL JENKINS THE ARMED MAN**

(=♩ =♪ =♫ =♪ rest =♩ rest =♪, ♩ rest

= half note, ♩ rest =♪, ♩ rest “-__” = ♩, ♩ rest “-__” = 16th note, 16th rest

ZADOK the PRIEST

Sandor’s notes thru 2/23/2023

In general: NO PERFUME or AFTERSHAVE LOTION!

Dress for men: Black tuxedo or suit; white shirt; black bowtie

Dress for women: Long sleeved black dress or skirt with long sleeved black blouse

No sparkly jewelry

Focus the sound. Don’t widen your mouth to make vowels, especially “ee”.

SIT for ALL SOLO MOVEMENTS → WATCH SANDOR FOR SIGNAL TO SIT & STAND!

DO NOT CLEAR THROAT BETWEEN MOVEMENTS → SILENCE!

ZADOK THE PRIEST by HANDEL

Page Measure # Voice Notes

2. Chorus

Dance; slightly detached; articulated but not staccato

5 12 ALL Off on beat 2

7 29 ALL Adagio begins HERE. Start slowing! Watch Sandor!

3. Chorus

Women think trumpets! Men think trombones!

Strong 1st and 3rd beats.

Say AW-men (NOT ah-men)!

9 8→10 B Accent 1st & 3rd beats; crescendo!

9 11 & 12 ALL “-men” = 16th note, 16th rest


10 10→End ALL Think TRUMPETS!

11 19 & 20 AT Long lines.

12 22 ALL “-men” =  ,  rest


12 23-24 S Accent 1st & 3rd beats; crescendo!

13 25 S “-men” = 16th note, 16th rest

14 28→29 ALL Be careful of spacing between  because of piano part.

14→15 30→31 AT Accent 1st & 3rd beats; crescendo!

15 32 ALL “-men” = 16th note, 16th rest

16	35→37	ALL	Detach 
19	57	ALL	Adagio begins HERE. Start slowing! Watch Sandor!






THE ARMED MAN by KARL JENKENS

Page Measure # Voice Notes

1. The Armed Man

3	26	ALL	Off on 1 st beat!
4→6	32→42	ALL	Dance!
12→13	83→85	ALL	Go to “G”! DO ALL REPEATS!

3. Kyrie

18→20	42→75	ALL	DARK! 4 measure phrases. Watch Sandor for cut-offs.
19	60	ALL	“-son” =  ,  rest
19	6	ALL	“-son” =  rest at end of measure.
20→23	76→103	T2 B1	Bass I sing with Tenor II.
22	94	SA	“-son” =  ,  rest
26	136→137	SAT	No break between “-e” and ‘ky- “







4. Save Me From Bloody Men

NOT PRETTY! PLEA FOR MERCY! LOTS OF NASAL RESONANCE. ENERGY!

28	2	TB	“God” = Watch for cutoff!
----	---	----	---------------------------

5. Sanctus


DO **ALL** REPEATS IN CONCERT!

- 30→31 5→12 Emphasize 1st syllable of EACH word!
ALL FINAL “S’s” AND “T’s on last syllable (e.g. “Sanc-tuS; “De-uS”;
“Sa-ba-OT(h)” =  ,  rest
(De-us is pronounced Deh-oos - NOT “Day-yoos”;
Sa-ba-oth is pronounced Sa-ba-OAT”)
- 32→36 15→39 Dark; Detach; Very INTENSE; Roll “rr’s” (e.g. “terr-a)
- 36 39 ALL Off on “3” (Cross off )
- 36→37 40, 44 ALL CRY OUT! Watch accent marks on “HO-san-NA”
Pronounced “ex-CHel-sis”
CRESCENDO long notes!
- ## 10. Agnus Dei
- Beautiful.
- ## 12. Benedictus
- 87 42 T “s” on  note. (Cross off  note.)
- 87 42→43 A “qui VE-nit” (Emphasize “VE-“)
- 87 40, 45 SA Diminuendo end of phrase.
- 88→89 47→59 ALL Connect phrase. Think cellos.
- 88 50 TB “s” and break on  note before “qui”.
- 89→90 55→63 S Sopranos sing VOWELS only (NO CONSONANTS); sweet, not screech!

89	56, etc.	ALL	Pronounced "ex-CHel-sis"
89	56	ALL	"s" on rest. (2 nd beat)
89	58	ALL	"s" on rest. (4 th beat)
90	62 & 65	ALL	Off on beat 4.
90	72 & 73	A	Quick break between "-ne & Do-"

13. Better Is Peace

102→end 143→end ALL 2 measure phrases.

 rest at the end of every 2 measures.

Connect as much as you can.

Heavenly.

