

MARCH 7, 2023

**HANDEL_ZADOK the PRIEST &
KARL JENKINS THE ARMED MAN**

(=♩ =♪ =♫ =♪ rest =♩ rest =♪, ♩ rest

= half note, ♩ rest =♪, ♩ rest “-__” = ♩, ♩ rest “-__” = 16th note, 16th rest

ZADOK the PRIEST

Sandor’s notes thru 2/23/2023

In general: NO PERFUME or AFTERSHAVE LOTION!

Dress for men: Black tuxedo or suit; white shirt; black bowtie

Dress for women: Long sleeved black dress or skirt with long sleeved black blouse

No sparkly jewelry

Focus the sound. Don’t widen your mouth to make vowels, especially “ee”.

SIT for ALL SOLO MOVEMENTS → WATCH SANDOR FOR SIGNAL TO SIT & STAND!

DO NOT CLEAR THROAT BETWEEN MOVEMENTS → SILENCE!

ZADOK THE PRIEST by HANDEL

Page Measure # Voice Notes

2. Chorus

Dance; slightly detached; articulated but not staccato




2	2	ALL	“Zadok” pronounced “ZAY-dok”
5	12	ALL	Off on beat 2
7	29	ALL	Adagio begins HERE. Start slowing! Watch Sandor!




3. Chorus

Women think trumpets! Men think trombones!

Strong 1st and 3rd beats.

Say AW-men (NOT ah-men)!



9	8→10	B	Accent 1 st & 3 rd beats; crescendo!
	11 & 12	ALL	“-men” = 16 th note, 16 th rest
10	10→End	ALL	Think TRUMPETS!
11	19 & 20	AT	Long lines.
12	22	ALL	“-men” =  ,  rest
	23-24	S	Accent 1 st & 3 rd beats; crescendo!
13	25	S	“-men” = 16 th note, 16 th rest
14	28→29	ALL	Be careful of spacing between  because of piano part.
14→15	30→31	AT	Accent 1 st & 3 rd beats; crescendo!

15	32	ALL	“-men” = 16 th note, 16 th rest
16	35→37	ALL	Detach  ‘s
	38	A1 & A2	Detach “a-men”  ‘s
19	57	ALL	Adagio begins HERE. Start slowing! Watch Sandor!
	58	ALL	Watch the  rest

THE ARMED MAN by KARL JENKENS

Page Measure # Voice Notes

1. The Armed Man

2→14	16→95	ALL	March! Anger; Proudness; Dance; Detached; Trumpets
3	25	ALL	Off on 1 st beat!
6	38	ALL	Rest on beat 4 (Rest on tied )
8→14	55→95	ALL	Continue to be detached TO END OF MOVEMENT
8 & 12	55 & 83	ALL	Do repeats at “E” & “G”!
10	73→76	SAT	No breath between “-me” and “l’homme”
11	75	A	No breath between “-me” and “l’homme”
	77	S	No breath between “-me” and “doit”
14	95	ALL	Off FAST on last  (“-ter)

3. Kyrie








DARK! 4 measure phrases.

Do not open vowels by ALWAYS thinking “oo”.

Minimize consonants

Watch Sandor for cut-offs!

4 measure phrases.

18	42→43	SA	No break between “ky-ri-e”’s
	49→56	ALL	SOPRANO SOLO
	57→58	ALL	No break between “ky-ri-e”’s
19	60	ALL	“-son” =  ,  rest
	63	ALL	“-son” =  rest at end of measure
19→26	76→153.	ALL	Prayerful
20→23	76→104	ALL	ALWYS think “oo” especially when you sing “Christe”
20→23	76→103	T2 B1	Bass I sing with Tenor II on 4 th line. Bass II bottom line
21	81→86	A	1 phrase
	82	B2	“-son” =  ,  rest
22	94	SA	“-son” =  ,  rest
26	136→137	ALL	No break between “-e” and ‘ky- “ (between “kyrie’s”)




4. Save Me From Bloody Men

NOT PRETTY! PLEA FOR MERCY! LOTS OF NASAL RESONANCE. ENERGY!


28	2	TB	“God” = Watch for cutoff!
----	---	----	---------------------------

5. Sanctus

DO **ALL** REPEATS IN CONCERT!

- 30→31 5→12 Emphasize 1st syllable of EACH word!
ALL FINAL “S’s” AND “T’s on last syllable (e.g. “Sanc-tuS; “De-uS”;
“Sa-ba-OT(h)” =  ,  rest
(De-us is pronounced Deh-oos - NOT “Day-yoos”;
Sa-ba-oth is pronounced Sa-ba-OAT”)
- 32→36 15→39 Dark; DETACH; Very INTENSE; Roll “rr’s” (e.g. “terr-a)
- 36 39 ALL Off on “3” (Cross off )
- 36→37 40, 44 ALL CRY OUT! Watch accent marks on “HO-san-NA”
Pronounced “ex-CHel-sis”
CRESCENDO long notes!

6. Hymn Before Action

- 44 5→8 ALL 4 measure phrases; Sing in 1 breath; Short break after measure 8
- 45 13→16; 17→20 4 measure phrases; Sing in 1 breath; DO NOT SHORTEN measure 12
- 16 ALL Short break after measure 16
- 46→47 29→36 ALL SNEAK A BREATH; 1 PHRASE
- 48 46 ALL Tied  = rest

7. Charge!

51→67 33→144 ALL March-like military character

Conducted 2 main beats per measure on 1st and 4th notes

Emphasize DOWNBEAT's

Hold half notes as long as possible and put "s" on  rests ("arms" & alarms)

54 49 ALL "s" on  rest. WATCH SANDOR for cut-off!

67→68 147→158 ALL Hit note loud; immediately back off then BUILD!

8. Angry flames

Desolate; apocalyptic

70 21 ALL Tutti → All sing

23 Solo

25 ALL Tutti → All sing

70 28→35 Solo

36→37 ALL Tutti → All sing. VERY DISSONANT


71 39→41 Solo

42 ALL Tutti → All sing

43→44 Solo




9. Torches

NOT PRETTY! Speech-like!

75 18 SA "d" of "died" on  = rest

19 ALL Be careful of triplets




10. Agnus Dei

78→83	1→52	ALL	“De-l” is pronounced “DEH-ee” NOT “DAY-ee” Think “OO” when you sing “Deh-l” to “Ag-nus” Connected; expressive; beautiful
79→80	20→26	A	mf (a bit louder) to balance sopranos in higher register
80	21	AB	“-l” =  note,  rest
	21→26	S	Smooth, seamless phrases as you change registers
	21, 23	AB	“-i” =  rest
82	39	A	“-di” = 16 th note, 16 th rest
	44	ALL	Put a little accent on last note of page

12. Benedictus

Connect as much as possible; I do NOT want to hear switch from middle to high register;
Diminuendo at end of phrases.

Emphasize “VE-“ in the word “VE-nit”


87	42	T	“s” on  note. (Cross off  note.)
	42→43	A	“qui VE-nit” (Emphasize “VE-“)
	40, 45	SA	Diminuendo end of phrase.
88→89	47→59	ALL	Connect phrase. Think cellos.
88	50	TB	“s” and break on  note before “qui”.
89→90	55→63	S	Sopranos sing VOWELS only (NO CONSONANTS); sweet, not screech!

89	56, etc.	ALL	Pronounced “ex-CHel-sis”
89	56	ALL	“s” on rest. (2 nd beat)
	58	ALL	“s” on rest. (4 th beat)
90	62 & 65	ALL	Off on beat 4.
	72 & 73	A	Quick break between “-ne & Do-“
	74→75	ALL	Fades away

13. Better Is Peace



92→96 16→41 SOLOS

102→end 143→end ALL 2 measure phrases.

 rest at the end of every 2 measures.

Connect as much as you can.

Heavenly.

97	47	ALL	“s”-sound of “peace” on tied  note
98	52	ALL	LOOK AT SANDOR FOR CUTOFF!
100→118		ALL	Roll “r” on all “ring”s
100-→103		ALL	<u>Pull back</u> after each “Ring”
104	79	ALL	Say “pAHs” instead of “pEEse” (peace) – especially sopranos
105	84→85	ALL	Think 2  notes, NOT 3
107	92	ALL	Say “pAHs” instead of “pEEse” (peace) – especially sopranos
120→end		ALL	Thanksgiving chorale for peace. Heavenly. 2 measure phrases;

 **rest at the end of every 2 measures**

Connect as much as you can.

120	146, 149	ALL	“Neither pronounce “NAH-ther”
120	145 to end	ALL	Sing out when your part moves, e.g. Altos pages measure 142 to end.
121	151 to end	ALL	Roll “r” on “Praise”