

Rehearsal notes up to APRIL 4, 2023

HANDEL_ZADOK the PRIEST & KARL JENKINS THE ARMED MAN

(=♩ =♪ =♫ =♮ rest =♩ rest, ♩ note =♩, ♩ rest

= half note, ♩ rest = ♩, ♩ rest “-__” = ♩, ♩ rest “-__” = 16th note, 16th rest

In general: NO PERFUME or AFTERSHAVE LOTION!

Dress for men: Black tuxedo or suit; white shirt; black bowtie

Dress for women: Long sleeved black dress or skirt with long sleeved black blouse

No sparkly jewelry

Focus the sound. Don't widen your mouth to make vowels, especially “ee”.

SIT for ALL SOLO MOVEMENTS → WATCH SANDOR FOR SIGNAL TO SIT & STAND!

DO NOT CLEAR THROAT BETWEEN MOVEMENTS → SILENCE!

ZADOK THE PRIEST by HANDEL

Page Measure # Voice Notes

Dance; slightly detached; articulated but not staccato

2 2 ALL STARTLE WITH THE AMOUNT OF SOUND!

2 2 ALL “Zadok” pronounced “ZAY-dAHk” – Open your mouth!

Sound like trumpets!

2. Chorus

Excitement; Dance; Slightly detached; Articulated but not staccato; Emphasize final consonant.






5	12	ALL	Off on beat 2
7	29	ALL	Adagio begins HERE. Start slowing! Watch Sandor!

3. Chorus

Women think trumpets! Men think trombones!

Strong 1st and 3rd beats.

Say **AW-men** (NOT ah-men)!

9	8→10	B	Accent 1 st & 3 rd beats; crescendo!
	11 & 12	ALL	“-men” = 16 th note, 16 th rest
10	10→End	ALL	Think TRUMPETS & TYMPANI! Dance.
11	19 & 20	AT	Long lines.
12	22	ALL	“-men” =  ,  rest
	23-24	S	Accent 1 st & 3 rd beats; crescendo!
13	25	S	“-men” = 16 th note, 16 th rest
14	28→29	ALL	Be careful of spacing between  because of piano part.
14→15	30→31	AT	Accent 1 st & 3 rd beats; crescendo!
15	32	ALL	“-men” = 16 th note, 16 th rest
15→16		ALL	Mark music going from 7 staves to 5 staves on page turn!
16	35	ALL	“-men” =  ,  rest



16	35→37	ALL	Detach ♪ 's
	38	A1 & A2	Detach "a-men" ♪ 's
16	39	ALL	DO NOT SHORTEN ♪ note
18	47→49	STB	Detach and accent <u>E</u> -ver
18→19	51→54	SAT	Accompanying Bass, so sing softer
18→19	51→54	B	Sing Oh, Oh; Detached; Dance; Groups of 4 ♪ notes, Cresc.!
19	56	ALL	Short break after "-men; Pull back then CRESC! Built sound
19	57	ALL	Adagio begins HERE. Start slowing! Watch Sandor! Conducting ♪.
	58	ALL	Watch the ♪ rest

THE ARMED MAN by KARL JENKENS

<u>Page</u>	<u>Measure #</u>	<u>Voice</u>	<u>Notes</u>
-------------	------------------	--------------	--------------

1. The Armed Man

2→14	16→95	ALL	March! Anger; Proudness; Dance; Keep detached; DARK COLOR; Keep excitement! Like trumpets!
2→3	16→22	ALL	mP – Medium loud; Sound confident; Quick catch breaths only!
3	22→24	ALL	Don't slow down! Feel phrases as if connected.
3	26	ALL	Off on 1 st beat!
4→14		ALL	;

6	38	ALL	climax
6	38	ALL	Rest on beat 4 (Rest on tied )
8→9	55→64	ALL	Don't separate phrases
8→14	55→95	ALL	Continue to be detached TO END OF MOVEMENT
8 & 12	55 & 83	ALL	DO REPEATS at "E" & "G"!
9	64	ALL	Off on 2 nd beat. (Remove dot on "-ter")
10	73→80	A	As loud as you can because of low notes!
10	73→76	SAT	No breath between "-me" and "l'homme"
11	75	A	No breath between "-me" and "l'homme"
	77	S	No breath between "-me" and "doit"
12→14	88→95	ALL	Detach like skipping!
14	92→95	ALL	Crescendo!
14	95	ALL	Off FAST on last  ("-ter)

3. Kyrie

DARK! 4 measure phrases.








Do not open vowels by ALWAYS thinking "oo".

Minimize consonants

Watch Sandor for cut-offs!

4 measure phrases.

THINK "oo" WHEN SINGING "i" vowel on "kyrie" & "Christe"

18	42→43	SA	No break between “ky-ri-e’s”; Emphasize “Ky-“ & consonant
	49→56	ALL	SOPRANO SOLO
	57→58	ALL	No break between “ky-ri-e’s”; Emphasize “Ky-“ & consonant
19	60	ALL	“-son” =  ,  rest
	63	ALL	“-son” =  rest at end of measure
19→26	76→153	ALL	Prayerful; Simple, spiritual; NO VIBRATO!
20→23	76→104	ALL	ALWAYS think “oo” especially when you sing “Christe”; Roll “R’s”
20→23	76→103	T2 B1	Bass I sing with Tenor II on 4 th line. Bass II bottom line
21	81→86	A	1 phrase
	82	B2	“-son” =  ,  rest
22	94	SA	“-son” =  ,  rest
26	136→137	ALL	No break between “-e” and ‘ky- “ (between “kyrie’s”)





4. Save Me from Bloody Men

NOT PRETTY! PLEA FOR MERCY! LOTS OF NASAL RESONANCE. ENERGY!

28	2	TB	“God” = Watch for cutoff!
	4	TB	MORE ENERGY!

5. Sanctus

DO **ALL** REPEATS IN CONCERT!

- 30→31 5→12 **Emphasize 1st syllable of EACH word!**
ALL FINAL “S’s” AND “T’s of last syllable (e.g. “Sanc-tuS; “De-uS”;
“Sa-ba-OT(h)” =  ,  rest!
(De-us is pronounced Deh-oos - NOT “Day-yoos”;
Sa-ba-oth is pronounced Sa-ba-OAT”)
- 32→36 15→39 Dark; DETACH; Very INTENSE; Roll “rr’s” (e.g. “terr-a); CONSONANTS!
- 32→33 14→23 SAT Softer so Bass is emphasized! Detached!
Don’t get louder!
B Louder; NOT detached!
- 36 39 ALL Off on “3” (Cross off )
- 36→37 40, 44 ALL CRY OUT! Watch accent marks on “HO-san-NA”
Pronounced “ex-CHel-sis”
CRESCENDO long notes!
- 37 47 ALL Accent 1st note, pull back then crescendo!
“s” of “-sis” on 4th beat (tied staccato )

6. Hymn Before Action

44→45 5→8 ALL 4 measure phrases; Sing in 1 breath;

8 & 16 ALL DO NOT SHORTEN!

45 13→16; 17→20 4 measure phrases; Sing in 1 breath

45 20 ALL Crescendo!

DO NOT SHORTEN measure 12

16 ALL Short break after measure 16

46→47 29→36 ALL SNEAK A BREATH; 1 PHRASE

48 46 ALL Tied  = rest

NO BIG BREAK BETWEEN MOVEMENTS!

7. Charge!

51→67 33→144 ALL March-like military character; Very steady...DON'T RUSH!

Conducted & feel 2 main beats per measure

ACCENT 1st and 4th BEATS (eg. "arms")

Emphasize DOWNBEAT's

Hold half notes as long as possible and put "s" on  rests ("arms" & alarms)

54 49 ALL "s" on  rest. WATCH SANDOR for cut-off!

55 58→66 SA 4 measure phrases

55→56 ALL WATCH PAGE TURN!

64 126 ST "foes" = DUPLET

67→68	132→158	ALL	Sing 3 beats, rest 3 beats Start mf and crescendo
	147→158	ALL	Hit note loud; immediately back off then BUILD!


8. Angry flames

Desolate; apocalyptic






69→70	12→20	SOLOS	
70	21	ALL	Tutti → All sing
	23	SOLO	
	25	ALL	Tutti → All sing
70	28→35	SOLO	
	36→37	ALL	Tutti → All sing. VERY DISSONANT
71	39→41	SOLO	
	42	ALL	Tutti → All sing
	43→44	SOLO	

9. Torches

NOT PRETTY! Speech-like!

73	8	A	“-tions” = 16 th note, 16 th rest
75	18	SA	“d” of “died” on  = rest
	19	ALL	Be careful of triplets
77	24	SA	Accent “ground”
77	27→29	ALL	VERY LOUD! UGLY!


10. Agnus Dei



78→83	1→52	ALL	“De-l” is pronounced “DEH-ee” NOT “DAY-yee” Think “OO” when you sing “Deh-i” to “Ag-nus” Connected; Expressive; Beautiful
78	11	AT	“-lis” =  note,  rest
79→80	20→26	A	mf (a bit louder) to balance sopranos in higher register
80	21, 23	AB	“-i” =  note,  rest
	21→26	S	Smooth, seamless phrases as you change registers
	21, 23	AB	“-i” =  rest
82	39	A	“-di” = 16 th note, 16 th rest
	44	ALL	Put a little accent on last note of page
83	51→53	ALL	WATCH SANDOR for slowing down.
83	52	ALL	“Pa-cem” = Calm


11. Now the Guns have Stopped - SOLO

12. Benedictus

Connect as much as possible; I do NOT want to hear switch from middle to high register; seamless Heavenly; Beautiful, peaceful image. Sing vowels! DON'T RUSH!

2 measure phrases. Diminuendo at end of phrases.  rest end every 2nd measure.


87	42	T	“s” on  note. (Cross off  note.)
----	----	---	--

42→43	A	“qui VE-nit” (Emphasize “VE-“)
40, 45	SA	Diminuendo end of phrase.
88→89 47→59	ALL	Connect phrase. Think cellos.
88 50	TB	“s” and break on  note before “qui”.
89→90 55→63	S	Sopranos sing VOWELS only (NO CONSONANTS); sweet, not screech!
89 56, etc.	ALL	Pronounced “ex-CHel-sis”
89 56	ALL	“s” on rest. (2 nd beat)
58	ALL	“s” on rest. (4 th beat)
90 62 & 65	ALL	Off on beat 4.
72 & 73	A	Quick break between “-ne & Do-“
74→75	ALL	Fades away

13. Better Is Peace


92→96 16→41 SOLOS

102→end 143→end ALL 2 measure phrases.

 rest at the end of every 2 measures.

Connect as much as you can.



Heavenly.

97 47 ALL “s”-sound of “peace” on tied  note

98 52 ALL LOOK AT SANDOR FOR CUTOFF!

100→118 ALL Roll “r” on all “ring”s

100-→103 ALL Pull back after each “Ring”

104	79	ALL	Say “pAHs” instead of “pEEse” (peace) – especially sopranos
105	84→85	ALL	Think 2  notes, NOT 3
107	92	ALL	Say “pAHs” instead of “pEEse” (peace) – especially sopranos
120→end		ALL	Thanksgiving chorale for peace. Heavenly. 2 measure phrases;  rest at the end of every 2 measures Connect as much as you can.
120	146, 149	ALL	“Neither pronounce “NAH-ther”
120	145 to end	ALL	Sing out when your part moves, e.g. Altos pages measure 142 to end.
121	151 to end	ALL	Roll “r” on “Praise”