

OSNJ FALL 2024 Sandor's Notes

DAN FORREST and MORTEN LAURIDSEN

REHEARSAL NOTES THRU 11/12/2024

(=♩ = ♪ = ♫ = ♪ rest = ♪ rest, ♪ note = ♪, ♪ rest

= half note, ♪ rest = ♪, ♪ rest ♪ rest = ♪., ♪ rest "-is" = ♪ note, ♪ rest

"-__" = "__" = 16th note, 16th rest

NO PERFUME or AFTERSHAVE LOTION at REHEARSALS or AT THE CONCERT!

(Some singers have allergies!)

DRESS FOR MEN: Long-sleeved BLACK shirt. (No tie) Black pants.

DRESS FOR WOMEN: Long-sleeved or ¾ sleeved BLACK blouse or dress with long BLACK skirt or palazzo (wide leg) pants.

NO SPARKLY JEWELRY (Pearls are OK).

PLEASE...

BRING A PENCIL TO EVERY REHEARSAL!

-FOCUS THE SOUND! DO NOT WIDEN YOUR MOUTH TO MAKE VOWELS, especially "ee"!

-MARK YOUR MUSIC WITH SANDOR'S DIRECTIONS (See "Sandor Notes" on OSNJ website.)

-WATCH SANDOR FOR SIGNAL TO SIT & STAND TOGETHER!

-DO NOT WATCH THE MUSIC AND TURN PAGES DURING SOLO MOVEMENTS! SIT STILL!

-DO NOT CLEAR YOUR THROAT, TALK or MAKE NOISE BETWEEN MOVEMENTS!

ITALIAN MUSICAL TERMS

adagio = slowly

a tempo = back to original speed

crescendo or cresc. = gradually getting louder

“Cantus firmus” = Main melody

diminuendo or dim. = getting softer

legato = smoothly

Molto legato e espressivo = very smooth and expressive

poco piu mosso = a little faster

poco rit. (ritardando) = a little slower

STACCATO = short notes

subito piano = Suddenly soft

a tempo = back to original speed

When 2 VOWELS are together **ALWAYS** sing **2nd** **VOWEL**.

LATIN PRONOUNCIATION

When 2 VOWELS are together **ALWAYS** sing **2nd VOWEL**

De-cet = day-CHayt

Lu-ce-at = lu-CHay-aht

ALL "H" ARE SILEMT eg. hym-nus = eem-noos; ho-mi-nem = oh-me-nem

Je-ru-sa-lem = YAY -ROO-SAH-lem

or-ra-ti-o-nem = oh-rah-TSEE-oh-nem

reg-na = reh-nyah

su-cep-tur-us = su SHEEP-toor-oos

Vir-gi-ne = Vir-JEE-neh

Zi-on = TSEE-own





REQUIEM FOR THE LIVING by DAN FOREST

Think "OO" throughout ENTIRE PIECE to FOCUS SOUND!!!

Page Measure # Voice Notes

1. Introit – Kyrie

- **4 measure phrases**
- Emphasize consonants
- Focus sound using nasal resonance
- Intense & DARK – As smooth as possible!
- Roll “r”
- In Latin, “c” before “e” or “i” is pronounced “ch” and “g” is pronounced “j”
- Molto legato e espressivo = very smooth and expressive
- Poco piu mosso = a little faster
-
- **WHENEVER YOU SEE “Rit.” (get slower), “Piu mosso” (little faster), or ANY markings regarding TEMPO CHANGES, LOOK AT SANDOR!**

5→12		ALL	LESS ‘WORDY’; LEGATO
6	36→150	ALL	Feel HALF NOTES (1 + 2 +)
6	48	ALL	“-ne” = off on downbeat of measure 48
7	49, etc.	ALL	No breath → 4 MEASURE PHRASES!
7	Beginning 57	B	DARK COLOR
7→8	64→65	ALL	Crescendo = keep getting louder thru measure 65.
8	70→71	ALL	No diminuendo = don’t get softer
8	65	AB	“-is” =  note,  rest
8	69	ST	“-is” =  note,  rest

8 71 SAT Quick break between “-ne” & “et” or “lux”

9 75 ST “-is = ♩., ♩

9, etc. 76, 81 etc. ALL “-niet” pronounced “-nyet”.

When 2 VOWELS are together ALWAYS sing 2nd VOWEL.

9 77, 81 etc. ALL ♩ note runs → Emphasize 1st, 3rd, 5th & 7th notes

9 80 B “-niet” = ♩., ♩

9 82 S “-niet” = ♩., ♩

11 103 ALL Emphasize “K” in “Kyrie” Like bells.

12 109 AB Quick breath between “-son” & “e-”

2. Vanitas Vanitatum

DARK → Foreboding with great intensity

VERY PRECISE! CRISP & ARTICULATED

C# & Db are the SAME NOTE!

EMPHASIZE DOWNBEATS (1st beat each measure)

15 145→151 ALL WATCH FOR TEMPO CHANGES, CUT -OFFS



THINK “OO” TO FOCUS SOUND

17→19 21→53 ALL “-tas” & -tum = 16th note, 16th rest

17, etc. 22, 24 etc. ALL “OM-ni-a” → = STACATO (16th note, 16th rest)

18 41, 42 ALL “-tum” = 16th note, 16th rest

18 42,51,53 ALL Subito piano (Suddenly soft) then big cresc.

19	47, 49	ALL	“-tas” & -tum = 16 th note, 16 th rest
22	85→93	S	Sopranos ONLY
23	106→107	S	Bb & A# is th SAME NOTE
23	108→109	ALL	DON'T SHORTEN “-es”
23	112	ALL	“sum” = VERY SHORT!
24→25	118→126	ALL	DARK, VERY CRISP! Emphasize 1 st beat (downbeat) “-tas”, “-a” in “om-ni-a” & “-tum” = sixteenth note, 16 th rest
25→29	[G]→163	ALL	GOOD VS. EVIL: Sopranos = legato; Shape phrase
	[G]→136	T	DARK; crisp; “-tas” & -tum = 16 th note, 16 th rest
	[G]→136	AB	STACCATO
25	129→163	S	Shape, especially long notes
27	143	S	Don't sing FLAT on HIGH “A”. FOCUS SOUND & DON'T SING CONSONANTS...JUST VOWELS
28→30	[I]→[J]→182		Sopranos & Tenors = top note; Altos & Bass = bottom note
29	163	ALL	“-em” =  note,  rest
	[J]	ALL	“-tas”, “-a” in “om-ni-a” & “-tum” = 16 th note, 16 th rest
29	171→172	ALL	STACCATO
30	179→END	ALL	STACCATO

3. Agnus Dei

VERY EXPRESSIVE! Think “oo” to focus sound., e.g. “-bis” in “no-bis” & “-cem (-chem) in pa-cem

32 31 ALL DON'T ACCENT “-di” of “mun-di”

36 73 ALL “-i” = dotted half note, ♩ rest

37 & 38 83→6; 93→6 ALL WATCH FOR TEMPO CHANGES!

4. Sanctus

WATCH SANDOR for TEMPO CHANGES THROUGHOUT THE WHOLE MOVEMENT

Count ♩ notes (1 AND, 2 AND, 3 AND, 4 AND)

40 11 SA “-ctus” = ♩ note = ♩ rest

45 [E] ALL WATCH for TEMPO CHANGE → a little faster

45 52 ALL “coe-li-” pronounced “chay-lee”

47 68 ALL “-oth” pronounced “oat” (Sa-ba-ot)

47 71→73 ALL “s” of “-ctus” & “-us” on the ♩ rest

47 73 ST Tied ♩ note = ♩ rest









48 76→102 ALL Half note = 1 beat; 3 half note beats per measure

49 88 ALL “s” off “De-us” on ♩ rest

50 103 ALL $\frac{3}{4}$ TIME: 3 beats per measure, ♩ note = 1 beat

50 [J] 97→102 ST Sopranos & Tenors divide

50 [K] 103 ALL $\frac{3}{4}$ TIME: 3 beats per measure, ♩ note = 1 beat

51	112→119	A	Altos divide
52→55	122→164	ALL	HEAVY DOWNBEAT (1 ST beat)
52	122→123	A	Altos divide
52	124→125	SA	Sopranos divide “San-“; Altos divide “-ctus”
52	126	SA	Sopranos divide “Do-“; Altos divide “-nus”
52	126	A	Altos divide measure 126 “-nus
52	127	S	Sopranos divide “De-us”
52	127	ALL	“-us” =  rest at end of measure
52	128	TB	Men sing LOUDER to balance women
52	132	TB	“-a” =  rest at end of measure; Tenors divide
53	134→137	ALL	NO BREATH
53	137→143	A	Altos divide
53	140	B	Basses divide
53	141	ALL	“-oth” =  note,  rest
53	137→143	A	Altos divide
53	144→145	S	Sopranos divide
53	145	ALL	“-us” =  ,  rest (off on 3 rd beat)
54	150→155	A	Altos divide
54	147,149,151,154	ALL	No breath between “-na” & “Ho-“
54	153	ALL	“-sis” =  note,  rest

54→55 156→164 ALL ALL “-sis” = 16th note, 16th rest

55 160→161 ALL “-na” = ♪ note, ♪ rest

5. Lux Aeterna

Heavenly

FOCUS SOUND. THINK “OO”

57 14, 15→16 SA DISAPPEAR

58 28 ALL “-num” = “m” on 1st beat

58 [B] ALL Poco piu mosso = a little faster

58 31→34 ALL NO BREATH

58→59 31→42 SA top choral staff TB bottom choral staff

58 31→34 ALL NO BREATH – 4 measure phrase

59 47 Sopranos divide

61 70→71 ALL No breath between “-nam” & “do-“

61 72 ALL Shorten “-ne” = ♪ rest end of measure

61 78 ALL tied half note on “-ne” = ♪., ♪ rest

61 81→82 ALL No breath between “-is” & “Do-“

61 82 ALL Shorten “-ne” = ♪ rest end of measure

63 101 ALL “-is” = ♪, ♪ rest

LUX AETERNA by MORTEN LAURIDSEN

Think “OO” throughout ENTIRE PIECE to FOCUS SOUND!!!

WATCH FOR TEMPO CHANGES THROUGHOUT PIECE!!!

WHENEVER YOU SEE “Rit.” (get slower), “Piu mosso” (little faster),
or ANY markings regarding TEMPO CHANGES,

LOOK AT SANDOR!

I. Introitus

2→3	[A]17→20	ALL	VERY soft
2	14, 15	ALL	“-nam” & “-ne” = ♩., ♩ rest
3	19→20	ALL	Watch for tempo change
3	23	ALL	Remove “-ne” = ♩ note, ♩ rest “ne = ♩
4	31	ALL	DON’T diminuendo (get softer)
4	32	ALL	“-is” = ♩ note, ♩ rest
4	[B]	ALL	Poco piu mosso = A little faster
4→12	35→106	ALL	LEGATO
5	41	S	“-is” = ♩ note, ♩ rest
6	49	A	“-is” = ♩ note, ♩ rest
6	54	SA	“-is” = ♩ note, ♩ rest
7→8	64→65	ALL	Keep cresc. (getting louder)

8→9	69→72	ALL	NO DIM. (Don't get softer)
9	75	ALL	HOLD <u>FULL 4 BEATS</u>
10	83	ALL	"t" on downbeat
11		ALL	THINK "oo" to focus sound
11	90 & 91	ALL	"-nam" & "-ne" = ♩., ♩ rest
11	92	ALL	"Re-" = WATCH → Sandor conducting ♩ notes
11	93	ALL	WATCH FOR TEMPO CHANGE at "a tempo"
11→12	95→106	ALL	"--nam" = ♩ note, ♩ rest
12	105	ALL	"-is" = ♩ note, ♩ rest
12	102→105	ALL	WATCH FOR TEMPO CHANGES!
12	105→106	ALL	WATCH: Sandor will sub-divide (CONDUCT EACH NOTE)

II. In Te, Domine, Speravi

WATCH CAREFULLY FOR TEMPO CHANGES THROUGHOUT MOVEMENT!

3 BEATS TO A MEASURE ½ NOTE = 1 BEAT

WATCH FOR TEMPO CHANGES!!!

13			"Cantus firmus" = Main melody → continue orchestra mood
13	6	ALL	"sus-cep-tur-us" pronounced "soos-SHEP-too-roos"
14→15	10	SA	BEWARE OF <u>♩ notes = much faster than you think!</u>
14	11	SA	"Virginis" = SUDDENLY SOFT (p)







14	10→12	SA	NO BREATH; Watch for tempo changes.
15	23	SA	“reg-na” is pronounced “RE-nyah”
15	24→26	SA	“coe-LO-rum” is pronounced “chay-LOW-room”
15	26	TB	“-bris” = = ♩, ♩ rest
16	27	TB	SHORTEN “-tis”
16	31	ALL	Quick breath between “-stri” & “Do-”
16	32	ALL	DARK
16	[B] 35	ALL	TEMPO CHANGE!
17	17	SA	Quick break between “-ne” & “Do-”
17	42	SA	Quick break between “-ne” & “su-”
17	44	ALL	“nos” = ♩, ♩ rest
18	51→54	ALL	BEWARE OF <u>♩ notes = much faster than you think!</u>
18	47→48	ALL	“In te” = <u>STAY SOFT</u> (even though there is a jump to a high note)
18	49	ALL	Off on 1 st beat (remove tied ♩ note)
19	60	ALL	“-num” = dotted half note (3 beats), ♩ rest end of measure.

III. O Nax Lux

FOCUS SOUND; MORE VOWELS; VERY LEGATO!

WATCH SANDOR for MANY TEMPO CHANGES THROUGHOUT MOVEMENT

20	1→3	ALL	“O nata → ”saeculi” = <u>no breath</u>
----	-----	-----	--

20	3, etc.	ALL	“di-na-te” pronounced “di-NYA-the
20	4→5	ALL	NO BREATH(No breath between “su-pli-cum” & “dig-na-te”) “dig-na-te” pronounced “din-YA-te
20	6	ALL	At “a tempo” WATCH SANDOR...DON'T SLOW DOWN
20	6	ALL	“pre-ces-que” pronounced “pre-CHES=KWAY
21	[A]	ALL	Altos & Bass → DARKER; TENORS → BRIGHTER Sopranos softer than altos
21	7	ST	WATCH FORMATA Off on 3 rd beat (remove  note) – WATCH FOR CUTOFF!
21	8	A	16th rest between “-ne” & “Je-” (pronounced “YAY-su)
21	9	T	16th rest between “-lux” & “dig-” “dig-na-re” pronounced “din-YA-re”
21	10	SAB	“-cum” = off on beat 3 (rest on  note)
24	30	SAB	“-ne” or “-cum” =  note,  rest
		T	“-cum” =  ,  rest
25	31→ 34	ALL	WATCH! SANDOR WILL SUB-DIVIDE “rit.”
25	36	S	No breath between “-ne” & -Je-”

IV. Veni, Sancte, Spiritus

WALTZ – Peasant-like waltz; Feel 1 beat per measure

6 measure phrases → REMOVE ♪ rest when noted with *

26 5→12 ALL NO BREATH UNTIL “-UM” = ♪ note, ♪ rest

26 *_8, *_10 ALL “-tus” = ♪ note, ♪ rest

26 9→10, etc. ALL “coe-li-“ pronounced “chay-lee”

26 11, etc. ALL “lu-cis” pronounced “lu-chees”

In Latin, “c” before “e” or “i” is pronounced “ch” and “g” is pronounced “j”

26 12 ALL “-um” = ♪ note, ♪ rest

* = SANDOR CHANGED HIS MIND = USE THESE MARKINGS

27 14 SA “-rum” = ♪ note, ♪ rest

28 *_25 ALL “-ne” = ♪ note

28 *_32 SA Remove ♪ rest between “-um” & “In”

28 29 ALL “Dul-cis” pronounced “Dul-chees”

28 31 ALL “Dul-ce” pronounced “Dul-chay”

28 32 ALL “-ge” pronounced “jeh-“

28 *_32 SA “-um” = ♪ note (remove ♪ rest)

28 34 STB “-re” = ♪ note, ♪ rest

29 37 S DON’T EMPHASIZE high “G”

29 39 ALL “-la-ti-um” pronounced “-la-TSEE-oom”

29	* <u>50</u> , * <u>52</u>	ALL	“-ma” = ♩ note (remove ♪ rest)
31	* <u>64</u>	ALL	“-dum” = ♩ note (remove ♪ rest)
31	* <u>71</u>	S	“quod” = half note (remove ♪ rest)
32	75	T	“-dum” = ♩ note, ♪ rest
32→33	82→83	ALL	WATCH TEMPO CHANGE!
33	86	S	“-bus” = ♩ note, ♪ rest
33	86	ATB	“-bus” = ♩., ♪ rest
33	90	ALL	“-um” = ♩ note, ♪ rest
34	98	ALL	“-um” = ♪ rest at end of measure
34	103→104	ALL	Less vibrato
34	105	ALL	Rest on 1 st beat (Remove tied ♩ note)

V. Agnus Dei – Lux Aeterna

35	5→8	ALL	No breath. ♪ rest at end of measure 8
36	[B]	ALL	Poco piu mosso = a little faster; poco rit. A little slower
37	19	ALL	“-di” = ♩ note, ♪ rest
37	23	ALL	WATCH FOR CUT-OFF!
39	38	ALL	NO BREATH BETWEEN “-i” & “qui’

39→41	39→52	ALL	WATCH! MANY TEMPO CHANGES!
39	41	ALL	“-di” = ♩., ♩ rest
40	49	ALL	“-nam” = ♩., ♩ rest
41	52	ALL	“-nam” = ♩ note, ♩ rest
41	53→57	ALL	Small stress (tenuto) on “lux”
41	56→58	ALL	Continue crescendo until “ae-“
42→47		ALL	Be aware of Latin pronunciation. Lux ae-TER-num; DO-mi-ne; lu-CE-at; E-is; DO-mi-ne, etc.
42	63→64	ALL	WATCH FOR RHYTHM CHANGES Sandor WILL CONDUCT EACH NOTE (subdivide) MEASURES 63 & 64
43	69	ALL	“-ne” = 16th note, 16th rest “-ne” pronounced “-neh”
43	71	ALL	Just QUICK BREATH!
43	73→77	ALL	WATCH FOR RHYTHM CHANGES Sandor WILL CONDUCT EACH NOTE (subdivide) MEASURES 73 & 77
43	78	ALL	“-es” = ♩., ♩ rest
44→47	80→112	ALL	Emphasize DOWNBEAT (1 st beat) OF EACH MEASURE
45	91→93	ALL	DON’T DIMINUENDO (Don’t dim. = don’t get softer)
45	98	ALL	WATCH Sandor FOR RHYTHM CHANGES HE WILL CONDUCT EACH NOTE (subdivide) MEASURE 98 (rit.)

45	99	ALL	“-ne” = dotted half note, ♩ rest
46	104	ALL	WATCH Sandor FOR RHYTHM CHANGES HE WILL CONDUCT EACH NOTE (subdivide) MEASURE 104 (rit.)
47	107	A	“-is” = ♩ note, ♩ rest
47	112→113	ALL	WATCH Sandor MEASURE 98 (rit.)
48	120	ALL	“-ia” held FULL 4 BEATS (to end of measure)
49	125	ALL	Quick break after “-ia”
50	130	ALL	WATCH Sandor FOR RHYTHM CHANGES HE WILL CONDUCT EACH NOTE (subdivide) MEASURE 130