

OSNJ Spring 2025 Sandor's Notes

CARMINA BURANA by CARL ORFF

REHEARSAL NOTES THRU 4/1/25

(= ♩ = ♪ = ♫ = ♪ rest = ♪ rest ♪ note = ♪, ♪ rest

= half note, ♪ rest = ♪, ♪ rest ♪ rest = ♪., ♪ rest "-is" = ♪ note, ♪ rest

"- ___" = " ___" = 16th note, 16th rest

NO PERFUME or AFTERSHAVE LOTION at REHEARSALS or AT THE CONCERT!
(Some singers have allergies!)

DRESS FOR MEN: Long-sleeved **BLACK** shirt. (No tie) Black pants.

DRESS FOR WOMEN: Long-sleeved or ¾ sleeved **BLACK** blouse or dress with long **BLACK** skirt or palazzo (wide leg) pants.

NO SPARKLY JEWELRY (Pearls are OK).

PLEASE...

BRING A PENCIL TO EVERY REHEARSAL!

-FOCUS THE SOUND! DO NOT WIDEN YOUR MOUTH TO MAKE VOWELS, especially "ee"!

-MARK YOUR MUSIC WITH SANDOR'S DIRECTIONS (See "Sandor Notes" on OSNJ website.)

-WATCH SANDOR FOR SIGNAL TO SIT & STAND TOGETHER!

-DO NOT WATCH THE MUSIC AND TURN PAGES DURING SOLO MOVEMENTS! SIT STILL!

-DO NOT CLEAR YOUR THROAT, TALK or MAKE NOISE BETWEEN MOVEMENTS!

-Don't spread mouth when singing "ee"! Always think "oo"!

ITALIAN MUSICAL TERMS

adagio = slowly

a tempo = back to original speed

crescendo or cresc. = gradually getting louder

“Cantus firmus” = Main melody

diminuendo or dim. = getting softer

legato = smoothly

Molto legato e espressivo = very smooth and expressive

poco piu mosso = a little faster

poco rit. (ritardando) = a little slower

poco stringendo = a little faster

STACCATO = short notes

subito piano = Suddenly soft

a tempo = back to original speed

When 2 VOWELS are together **ALWAYS** sing **2nd** **VOWEL**.

(PRINT A COPY OF THE PRONUNCIATION GUIDE ATTACHED TO OSNJ EMAI

Think “OO” WHEN SINGING VOWELS ENTIRE PIECE to FOCUS SOUND!

WATCH SANDOR FOR TEMPO CHANGES THROUGHOUT THE PIECE!

**WHENEVER YOU SEE “Rit.” (get slower), “Piu mosso” (little faster),
or ANY markings regarding TEMPO CHANGES, LOOK AT SANDOR!**

SEE ATTACHED PRONUNCIATION GUIDE !!!

MARK YOUR SCORE with correct pronunciation!

NO "ch" a in "cheese" in entire piece! "ch" = "K"

NO AMERICAN "R"! Always "roll R" like in Spanish!

NUMBER YOUR MEASURES!!!

<u>Page</u>	<u>Measure #</u>	<u>Voice</u>	<u>Notes</u>
		<u>Part</u>	

DON'T EVER WIDEN MOUTH TO SING VOWELS! THINK "oo"!

1. O FORTUNA → O FORTUNA

Measure numbers: (5) 1, 5 (6) 10, 15 (7) 20, 25 (8) 30,35 (9) 40, 46 (10) 50, 55

(11) 60, 64 (12) 69, 74 (13) 79,84 (14) 89, 93 (15) 97

"CIS" = "TSEES" (NOT "ch" for ENTIRE PIECE!

"GI" = HARD "G" AS IN "GRAY"

"QU" = "KV"

5	1--4	ALL	Bell character. > = sing ff (loud); MAJESTIC Accent note (>) and immediately PULL BACK! WATCH SANDOR FOR ACCELERATION. DO NOT WIDEN MOUTH WHEN SINGING "i" vowel, ESPECIALLY SOPRANOS ON HIGH NOTES!
---	------	-----	---

5	1, 2	ALL	Stress –"tu-", "ve-" and "Lu-"
---	------	-----	--------------------------------

5	1,→4	S	Sing ALL vowels as “AH” Don’t sing consonants!
			<u>SING ALL HIGH NOTES AS “AH” THROUGHOUT PIECE!</u>
5	4	ALL	WATCH! Slow down only last 2 chords.
5	6, 8	ALL	“CH” as in “-cis” ALWAYS = “-tsees” in this piece!
5→14	5→89	ALL	DETACHED! Little accent each note.
5	1	ALL	“-na” = ♩, ♩ rest
5	4	ALL	poco stringendo = a little faster
5→14	5→89	ALL	DARK, <u>DO NOT CONNECT.</u>
5	6, 8	ALL	“-cis” = ♩, ♩ rest. Final “s” of “-cis” on ♩ rest “cres-cis” = <u>krehs</u> -tsees
6	12→13	ALL	“s” of “-lis” = off on 1 st beat measure 13
6	14, 16	ALL	“-rat” = ♩, ♩ rest
6→7	19→20	ALL	“a-ci-em” = ah- <u>tsee</u> -ehm
7	21	ALL	“-ge” = <u>hard “G”</u> as in “get” ege <u>statem</u> = eh- <u>geh</u> - (not j)
7	25→26	ALL	“gla-ci-em” = gla- <u>tsee</u> -em
8→9	30, 32,38,40, 46,48	ALL	“-nis”, “-lus” ”, “-ta”
9→10	49→50	ALL	“mi-chi quo-que” = <u>mee</u> -kee <u>kvoh</u> -kveh
10→11	54,56,62,64	ALL	“-dum”, “-tis” ”, “-ta” (<u>mee</u> -kee)
10	56	ALL	“-dum” = ♩, ♩ rest
11	62	ALL	“-tis” = ♩, ♩ rest

11	64	ALL	“-tis” = ♩, ♩ rest
11	65	ALL	“mi-chi” = <u>mee</u> -kee
12	70	ALL	“-tus” = ♩, ♩ rest
12	72	ALL	“-tus” = ♩, ♩ rest
12	70	ALL	“-tus” = ♩, ♩ rest
13	78	ALL	“-ra” = ♩, ♩ rest
13	80	ALL	“-ra” = ♩, ♩ rest
13	83	ALL	“-gi-“ = Hard “G” like ” <u>GET</u> “
13	86	ALL	“-tem” = ♩, ♩ rest
13	88	ALL	“-tem” = ♩, ♩ rest
14	92	ALL	“plan-gi-“ = Hard “G” like <u>GET</u>
15	101	ALL	WATCH FOR CUT-OFF!

**2. FORTTUNE PLANGO VULNERA → I BEMOAN BEMOAN THE WOUNDS OF FORTUNE
(15) 1 (16) 5, 9, 13 (17) 16, 19 (18) 22, 25, 30**

VERY DARK!

16→18	9→24	B1	B1 (Baritones) SING WITH TENORS
15	3→4	ALL	“o- <u>tseh</u> -lis”
15	4	B	“-lis” = ♩, ♩ rest
15, 16	4, 8	B	“-lis”, “-tus”, “-tus” = ♩ rest end of measure
16, 17	5, 9,16,17	B	“kvod”, “ <u>kvees</u> -kveed”

16	10, 18	TB	“-tur”, “-i”, “--ce” (tseh) = ♩ rest end of measure
16→17	13, 14, 21,22	ALL	“ <u>seh</u> -qvee-tur”, “pleh- <u>rum</u> -kveh”
16	9	ALL	Slightly faster – WATCH FOR TEMPO CHANGE!
16, 17, 18	12, 16, 24	ALL	“-ta”, “-tus”, “-nam” = ♩ rest end of measure
18	22, 2 4	ALL	“-ta” = ♩ rest end of measure
16, 18	14, 22	ALL	“-tur”, “-l, -mus” = ♩ rest end of measure

PRIMO VERE → SPRING

3. VERIS LETA FACIES → THE MERRY FACE OF SPRING

(19) 1, 6, 9 (20) 12, 15 (21) 20, 23 (22) 26, 30 (23) 32, 36 (24) 39, 42 (25) 46, 48

Like Gregorian chant.

VERY DARK! Nasal resonance. Breathy, like birds.

DON'T WIDEN MOUTH ON ANY VOWELS!

WATCH SANDOR!

19→25	1→47	ALL	♩ rest AFTER EACH dotted half note
19→25	1→47	ALL	2 MEASURE PHRASES except for “’”
19→25	1→46	ALL	c each “’” pages 19 →25
19	6→11	AB ONLY	BASSES SING LOUDER!
19	9	AB	“-tur” = ♩ rest end of measure
20	12→19	ST ONLY	Baritones join tenors!
20	13	S	Mistake in lyrics...Should be “ Phe-bus ”, like tenors
20	12→13	ST	No breath until very short breath end of measure 13
20	15	ST	“ <u>tseh</u> -leh- <u>brah</u> -toor”
20→25	15,31,47	ST	DO NOT SLOW DOWN UNTIL LAST 2 NOTES!
20→25	6→32	ALL	SOFT, BUT EXPRESSIVE, MELODIC; FOCUS SOUND!
22	28→29	ST	No breath between “-o” and “spi-”
22	28	ST ONLY	“Ze-phy-rus” = “DZEH-fee-roos”
22	30	ST	“cer-” = “tser-”
22	31	ST	VERY SHORT BREATH AT END OF MEASURE;

DON'T STOP!

23	38	AB	Tsee-TA-ree-dzat; DUL-tsees; fee-lo-MEE-na
		ALL	“ci” & “ce” is ALWAYS PRONOUNCED “tsee” or “tseh”
25	53	ALL	<u>SIT!</u>



4. OMNIA SOL TEMPERAT → THE SUN WARMS EVERYONE (Baritone solo)


27	41	ALL	[23] STAND
----	----	-----	------------

5. ECCE GRATUM → BEHOLD, THE PLEASANT SPRING

(28) 1, 5 (29) 10, 14 (30) 20, 25 (31) 30, 35 (32) 41,45 (33) 50, 54 (34) 60, 65 (35) 70, 74
(36) 80, 84 (37) 89, 93 (38) 99, 104 (39) 109, 114

Bell- like, sparkly! DON'T RUSH → WATCH! BARITONES HELP TENORS!

28	1	T	Treat “grace notes” like an  note
28→39	<u>DO NOT RUSH!</u>		
28	1→9	ALL	Eh-tseh GRA -tum et op- TA -tum Ver re- DU -tseet gau-di-a
28	2→9	ALL	STACCATO EACH NOTE!
29	10→13	ALL	Start softer; <u>Emphasize 1st note of each pair; SHAPE</u>
29→31	14→31	ALL	STACCATO!
29	14→ 19	TB	Yahm-yahm TSE -dant TRIS -sti-a! Es-tas RED -it, nunc re- TSEH -dit HY -e-mis (HEE -eh-meas) se - VI -ti-a, (ti = tsee)
29→31	14→30	ALL	Yahm-yahm CE -dant TRIS -sti-a! Es-tas RED -it, nunc re- - TSEH -dit mis se - VI -ti-a
30	26→29		Es-tas RED -it, nunc re- CE -dit, (reh— TSEH -dit) Es-tas RED -it, nunc re- CE -dit (reh— TSEH -dit)
31	30→31		Hee-eh-mis se - VI -tsee-a.
31	30→31		poco rit. = a little slower, WATCH!
31	32→39	ALL	1 ST note LOUD then pull back and cresc. (Gradually get louder)
31	31	ALL	“-a” =  rest end of measure.
31→32	40	TB	TURN PAGE QUICKLY TO CONTINUE!

32	41	TB	Treat “grace notes” like an  note
32→35	42→71	ALL	SLIGHTLY FASTER (REPEAT THROUGHOUT WHOLE MOVEMENT!)
32	42→49	ALL	STACCATO!
32	41→49		Yahm li- QVES -cit et de- CRES -tseet gran-do nix et TSEH -te-ra
33	50→53	ALL	Emphasize 1 st note of each pair.
33→35	54→71	ALL	STACCATO!
33	54→59	TB	il-li mens est MI -se-ra, qvi nec VI -vit, nec las- TSEE -vit Sub Es- TA -tis dex-te- RA ,
34	60→65	ALL	il-li mens est MI -se-ra, qvi nec VI -vit, nec las- TSEE -vit Sub Es- TA -tis dex-te- RA ;
34→35	66→71	ALL	qvi nec VI -vit, nec las- TSEE -vit, qui nec VI -vit, nec las- TSEE -vit, Sub Es- TA -tis dex-te- RA .
35	72→78	ALL	1ST note LOUD then PULL BACK and cresc. (gradually get louder)

36→39 SEE PRONOUNCIATION GUIDE FOR ACCENTED SYLLABLES & PRONOUNCIATION!

36	80	TB	Roll “r” in “Glo-ri-an-tur” NO American “R’s” throughout
36	81→88	ALL	STACCATO!
37	89→92	ALL	Emphasize 1 st note of each pair.
37→39	93→110		STACCATO!
39	111→118	ALL	1 ST note LOUD then pull back and cresc.

UF DEM ANGER → ON THE GREEN

6. TANZ → DANCE (Orchestra)

7. FLORET SILVA NOBILIS → THE NOBLE WOODS ARE BURGEONING

(43) 1, 7 (44) 14, 21 (45) 30, 38 (46) 48, 55 (47) 61, 68, 76 (48) 85, 91 (49) 98, 104
 (50) 112, 119 (51) 127, 135 (52) 141, 146 (53) 153, 160

WATCH DYNAMICS = f, p, pp, etc.

Don't spread "ee" in "i" vowel → Think "oo" Pronounce most "ee" as "ah"!

43→53 ALL **Don't spread mouth when singing "ee"! Always think "oo"!**
 DON'T ACCENT HIGH NOTES, especially sopranos!

43→44	1,2,3,5,9,15	ALL	All ♪'s = ♪, ♪ rest Final consonant on ♪ rest
43	9	ALL	"-lis = ♪, ♪ rest
43→44	10, 12, 14	S	Don't accent high note. WATCH for slight delay!
43	10	SA	Pronounce "flo- <u>rah</u> -boose"
44	15, 16	SA	4 th half note ("et") ♪ note, ♪ rest
44	17	SA	ECHO → p (softer)
44	19,21,23	ALL	All "-is" ♪'s = ♪, ♪ rest
44→41	16, 17	ALL	4 th half note ("et") ♪ note, ♪ rest
44→45	28→30	SA	Lullaby. Emphasize 1st half note in each measure.
45	30, 37	SA	"-quus" (-koose") "-cus" = ♪, ♪ rest
45	32,34,39,41,43	SA	"-quus" or "-cus" = ♪, ♪ rest
45	44→47	SA	Say "OH" (not AH)
46	52→58	TB	B1 (baritones) <u>sing with tenors</u>
46	56	T	"e-qui-ta-vit" = "e- <u>KVi</u> -ta-vit"
46→47	59→65	SA	Observe "´"! Pronounce ALL vowels "ah"
46→47	59→65	SA	dolcissimo = very sweet (p); connect
46→47	59→65	SA	No breath until "´" on "-len" = ♪ note, ♪ rest

48→49	85, 86, 87, 89, 93	ALL	All “-ret”, “-que” ♪ = ♪ note, ♪ rest
48→49	94-→99	ALL	NO BREATH!
49	100, 101	SA	4 th half note (“ist”) = ♪ note, ♪ rest
49	101	SA	ECHO → p (softer)
49	103,105,107	ALL	“we” = “veh
47	65	SA	“-bit” = get softer Final consonant on ♪ rest
49	99	SA	“-len” = ♪, ♪ rest
49	105,105,107	ALL	“we” = “veh”
50	112→121	SA	Lullaby Emphasize 1st half note in each measure.
50	poco piu mosso = a little faster; a tempo como primo = like original speed		
50	112	SA	“ Gruo-” = “Grew”;
50	114, 121	SA	“walt” (“valt”) & “-le” = ♪ note, ♪ rest
50	119→121	SA	Emphasize 1st half note each measure
50→51	123,125,127	SA	“-ge” = ♪ note, ♪ rest
52	143→147	SA	NO BREATH.
53	68	ALL	<u>STAY UP</u> END OF PAGE
51→52	135→142	TB	B1 (baritones) <u>sing with tenors</u>
52	144, 146	SA	“wi” = “wee”
52	143→149	SA	No breath until “-nen”

STAY UP! (DON'T SIT!)

8. CHAMER, GIP DIE VARWE MIR → SHOPKEEPER, GIVE ME COLOR

(54) 1, 5, 9 (55) 13, 18 (56) 22, 27

54	3→6	ST	2 measure phrases; Go towards “var-“ & “roe-“
54	11	S	“-te”, “-wen”, -che” = ♩ note, ♩ rest
55→56	20→25	ST	2 measure phrases
54,→55; 56	12→19, 30→31	ATB	Boca chiusa = closed lips → HUM

9. REIE→ ROUND DANCE (Orchestra)

SWAZ HIE GAT UMBE → Those who go round and round

(58) 1, 8, 14 (59) 20,27

HEAVY! BARITONES SING WITH TENOR 2.

58→59	3, 5, 14, 16, 18, 19, 25,	ALL	All ♩'s = ♩, ♩ rest
59	22→23	ALL	Pronounce both “L”s in “aL-Le”
59	23	ALL	REMOVE “FORMATATA”- WATCH SANDOR! DON'T SLOW DOWN!
59	26, 27, 28, 29		Replace tied All ♩ notes with ♩ rests
59	33		Replace tied ♩, ♩ rest with ♩ rest
59	33		“Sla” = sixteenth note, sixteenth rest

CHUME, CHUM, GESELLE MIN → COME, COME MY LOVE

(60) 1, 8 (61) 15, 22,29 (62) 37, 45

Luscious!

60	5, 7	A	“Chu-“ = “koo-“
60→61	13→20	TB	Some Baritones sing Tenor 2

60→62	5→44	ALL	Emphasize 1 st note of each measure.
60	12, 20	A	“-din”, “min” = , rest
61	16, 20	T	“-din”, “min” = , rest
61	29→32	TB	No breath until rest on “munt”
61	33→36	TB	No breath until rest on “-sunt”
61	32, 36	A	“munt”, “-sunt” = , rest
62	37→44	TB	Some Baritones sing Tenor 2
62	40, 44	T	“-sunt”, “munt” = , rest

SWAZ HIE GAT UMBE

(62) 1 (63) 8, 14 (64) 19, 24

HEAVY

BASS 1 (BARITONES) SING WITH TENORS!

63	10	T + B1	“-be” = , rest
63	12	SA	“-be” = , rest
63	14	T + B1	“-de” = , rest
63	16	SA	“-de” = , rest
63	18	T + B1	“man” = , rest
63	19	SA	“man” = , rest
64	21→22	ALL	REMOVE FORMATA →Don’t slow down! WATCH!
64	24	ALL	“gan!” = , rest

64 30 ALL Remove 1st ♪ = ♪ rest

64 30 ALL "Sla" = ♪, ♪ rest

10. WERE DIU WERLT ALLE MIN → WERE ALL THE WORLD MINE

(65) 1, 5, 9, 14 (66) 19, 24

SHORTEN EVERY HALF NOTE TO ♪ note, ♪ rest

65 10, 12, 14, 16 ALL All half notes = ♪ note, ♪ rest

66 22 stent. (stentando) = stepping, slowing, accenting

66 SIT after measure 29

WOMEN STAY SEATED UNTIL PAGE 92

II

IN TABERNA → IN THE TAVERN

11. ESTUANS INTERIUS → BURNING INSIDE (Baritone solo)

12. OLIM LACUS COLUERAM → ONCE I LIVED ON LAKES (Tenor solo)

13. EGO SUM ABBAS → I AM THE ABBOT (Baritone solo + tenors & basses)

(65) 1, 5, 9, 14

73→74 10, 12, 14, 15, 18, 19, 25 TB VERY SHORT! Accent "waf-"

14. IN TABERNA QUANDO SUMUS → WHEN WE ARE IN THE TAVERN

(75) 1, 4, 7 (76) 10, 13, 17 (77) 20, 23, 26 (78) 29, 32, 35 (79) 39, 43, 47 (80) 51, 55, 58

(81) 61, 64, 67 (82) 70, 73, 77 (83) 81, 85, 89

RAW!

82 72, 74, 76, 78, 80, 82 TB “te”, “-ta”, “-ta”, “-tes”, “-tes” = ♪, ♪ rest
83 86 TB **Formata → WATCH!!!**

III

COUR D’AMOUR → THE COURT OF LOVE

15. AMOR VOLAT UNDIQUE → CUPID FLIES EVERYWHERE (Soprano solo)

(84) 1, 9, 14, 19 **(85)** 24, 29, 34, 39 **(86)** 44, 49, 54, 59

16. DIES, NOX OMNIA → DAY, NIGHT AND EVERYTHING (Baritone solo)

(87) 1, 6, 11, 16 **(88)** 22, 25, 30, 35

17. STETIT PUELLA → A GIRL STOOD (Soprano solo)

(89) 1, 5, 9, 13 **(90)** 17, 21, 27, 31 **(91)** 35, 39, 43, 47

18. CIRCA MEA PECTORA → IN MY HEART

(92) 1, 5 **(93)** 8, 12 **(94)** 15, 18, 20

WATCH FOR CUE TO STAND!

93	9, 11	TB	♪ rest end of measure
93	ancora piu mosso = even a little faster, Accent offbeat		
93→94	14→15	SA	Echo (softer)
94	16→17	TB	Bass 1 join tenors
94	sempre accelerando = getting faster		
95 (Changed)	2→23	SA	NO BREATH until <u>after last “niet”</u> in measure 23.
95	23	SA	“niet” = ♪ note, ♪ rest

19. SIN PUER CUM PUELLULA → IF A BOY WITH A GIRL

(92) 1, 5 (93) 8, 12 (94) 15, 18, 20

BASS 1 (BARITONES) SING BOTTOM NOTE ON TENOR LINE!

95	allegro buffo = fast and funny		
95	1→5	B	No breath
95	6→12	T + B1	No breath
95	12→16	B	No breath
95→96	17→22	T + B1	No breath
96	22→24	B	No breath
96	34→38	B	No breath

20. VENI, VENI VENIAS → COME, COME, O COME

(97) 1, 5 (98) 9, 13 (99) 19 (100) 23 (101) 27 (102) 31 (103) 35

102→103	34→38	ALL	GET FASTER! WATCH!
102→104	34→38	Coro 1	NO BREATH TO END!

97→98 **EVERYONE SING CORO II UNTIL THE END OF PAGE 98**

BARITONES SING WITH TENOR 2.

97→98 3→18 **FOLLOW ALL "f", "p", accents & cresc.**

98 After 38 **SIT!**

21. IN TRUTINA → IN THE BALANCE (Soprano solo)

(103) 1 (104) 4, 8, 12, 15

22. TEMPUS EST IOCUNDUM → THIS IS THE JOYFUL TIME

(105) 1, 5 (106) 9, 13 (107) 17, 21 (108) 25,29 (109) 33, 37 (110) 41, 44 (111) 48, 52
(112) 56, 60 (113) 64 (114) 68

Words to watch:

vir-gee-nes (hard "g"), quo = **KVO**, ne -ga-tsee-o, pa-tsee-ens,
 la-tsee-vee-tas Sim-pli-tsee-tas, do-mee-tseh-la, vir-gee-na--li

VERY SHORT! OBSERVE " ' " and ALL ACCENT MARKS!

SOME BASS 1 (BARITONES) SING WITH TENORS!

105	1, 4, 5, 8	ALL	Last note in measure = ♪ note, ♪ rest
105	4	ALL	Quick break after each ♪. note (after "vir-")
105	8	ALL	Quick break after each ♪. note (after "iu-" = "you")
106	13	ALL	This measure has 5 beats!
106	13→14	S	Some 1st Sopranos sing 2nd Soprano
		T + B1	Some B1 sing TENOR
106	13,14	ALL	"quo" = "KVO"
106	14	ALL	Quick break after each ♪. note (after "per-")
106	14	ALL	"-o" = ♪ note, ♪ rest
106→107	15, 18, 19, 22	S	Last note in measure = ♪ note, ♪ rest
107	22	ALL	Quick break after each ♪. note (after "ga-")
108	18	ALL	Quick break after each ♪. note (after "-mis.-")
107	18, 19	ALL	"-o" & "-tat = ♪ note, ♪ rest
108	28	ALL	Quick break after each ♪. note (after "per-")
108,109	28, 32, 36	ALL	"-o" & "-ens" at end of measure = ♪ note, ♪ rest
108	32	ALL	Quick break after each ♪. note (after "pa-")
109	36	ALL	Quick break after each ♪. note (after "sci-")

108	42	ALL	Quick break after each ♪. note (after “per-“)
110, 111	46,50	ALL	Quick break after each ♪. note (after “-gi-“ & “-pli”) Sim- PLI -tsee-tas
112	56, 60	SA	Quick break after each ♪. note (after “per-“ & “gau-“
113	64	ALL	<u>WATCH! SLOW DOWN!</u>
114	70	ALL	Quick break after each ♪. note (after “per-“)

23. **DULCISSIME → SWEETEST ONE (Soprano solo)**

BLANZIFLEUR ET HELENA → BLANZIFLEUR* AND HELEN

(*Heroine of a popular medieval saga)

24. **AVE FORMOSISSIMA → Hail most beautiful one)**

(115) 1 (116) 4, 8 (117) 17, 14 (108) 25,29 (109) 33, 37 (110) 41, 44 (111) 48, 5

Wedding march! Bells! Watch for all cut-offs! Observe ALL accent marks!

Pull back after each note!

115--117 2, 4, 6, 8, 10, 12 ALL ♪ rest end of measure after formata

117 14, 15 ALL Each “-nus” = ♪ note, ♪ rest

FORTUNA IMPERATRIX MUNDI → FORTUNE, EMPRESS OF THE WORLD

25.O FORTUNA

26.→ O FORTUNE

27. (118) 1, 5 (119) 10, 15 (120) 20, 25 (121) 30,35 (122) 40, 46 (123) 50, 55

28.(124) 60, 64 (125) 68, 72 (126) 76,80 (127) 84, 88 (128) 93, 97

118	1--4	ALL	Bell character. > = sing ff (loud) and pull back
118	1	ALL	"-na" = ♩, ♩ rest
118	4	ALL	poco stringendo = a little faster
118→124	5→60	ALL	DARK - whisper. Not connected.
118	6, 8	ALL	"-sis" = ♩, ♩ rest. Final "s" of "- <u>ci</u> s" on ♩ rest "cres-cis" = krehs -tsees
119	12→13	ALL	"s" of "-lis" = off on 1 st beat measure 13
119→120	19→20	ALL	"a-ci-em" = ah- tsee -ehm
120	21	ALL	"-ge" = hard "G" as in "get" ege <u>st</u> atem = eh-geh- (not j)
120	25→26	ALL	"gla-ci-em" = gla- tsee -em
122→123	49→50	ALL	"mi-chi quo-que" = mee -Xee kvoh -kveh
123	56	ALL	"-dum" = ♩, ♩ rest
124	62	ALL	"-tis" = ♩, ♩ rest
124	64	ALL	"-tis" = ♩, ♩ rest
124	65	ALL	"mi-chi" = mee -Xee
125	70	ALL	"-tus" = ♩, ♩ rest
125	72	ALL	"-tus" = ♩, ♩ rest
125	70	ALL	"-tus" = ♩, ♩ rest

126	78	ALL	“-ra” = ♩, ♩ rest
126	80	ALL	“-ra” = ♩, ♩ rest
126	83	ALL	“-gi-“ = Hard “G” like GET
127	86	ALL	“-tem” = ♩, ♩ rest
127	88	ALL	“-tem” = ♩, ♩ rest
127	92	ALL	“-gi-“ = Hard “G” like GET